



PARLIAMENT EDUCATION

TEACHER SURVEY

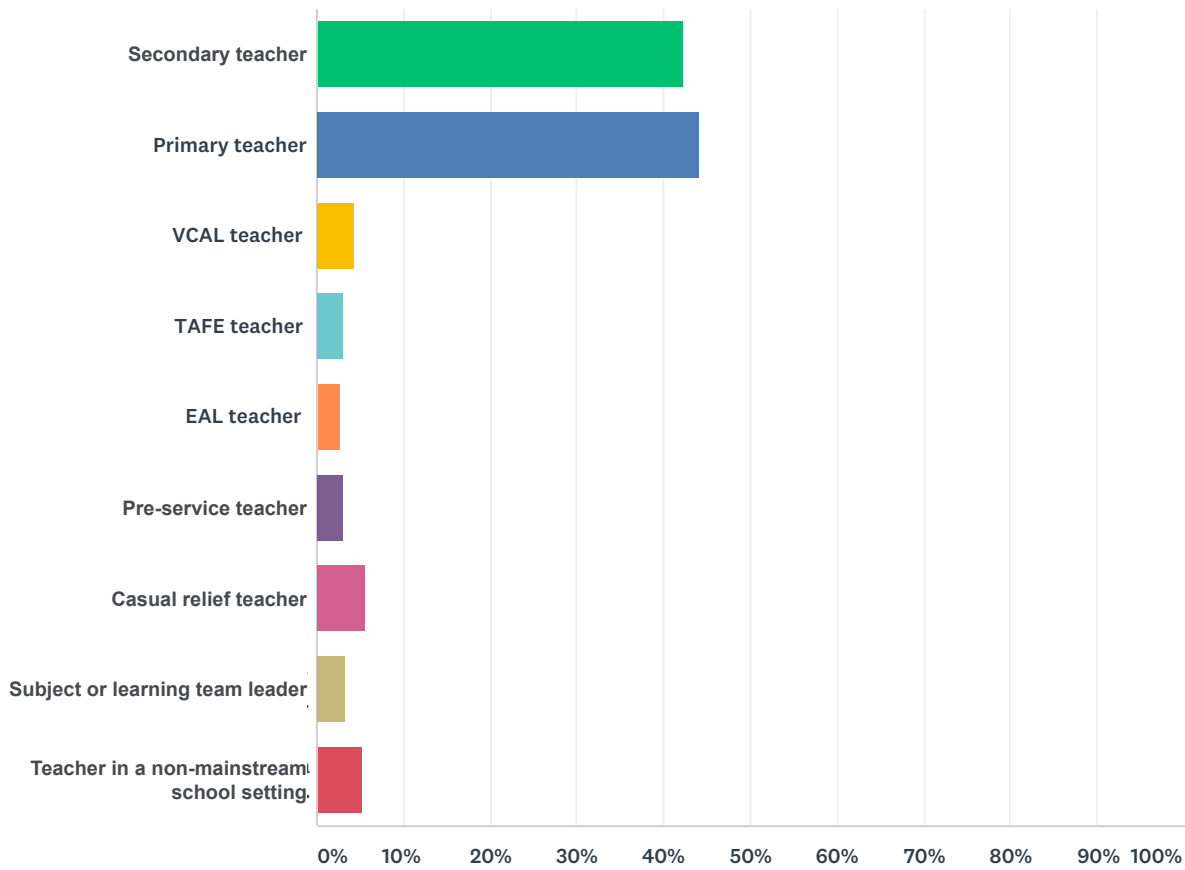


PARLIAMENT OF VICTORIA

In 2017, the Community Engagement and Education Unit conducted a survey for teachers. The survey was designed on advice from Parliament's education advisory panel, with the aim of finding out from teachers what they want and need in terms of resources, programs, professional development etc. The 436 responses came from all education sectors and levels, and will help inform future education resource and program development.

Q1 I am a:

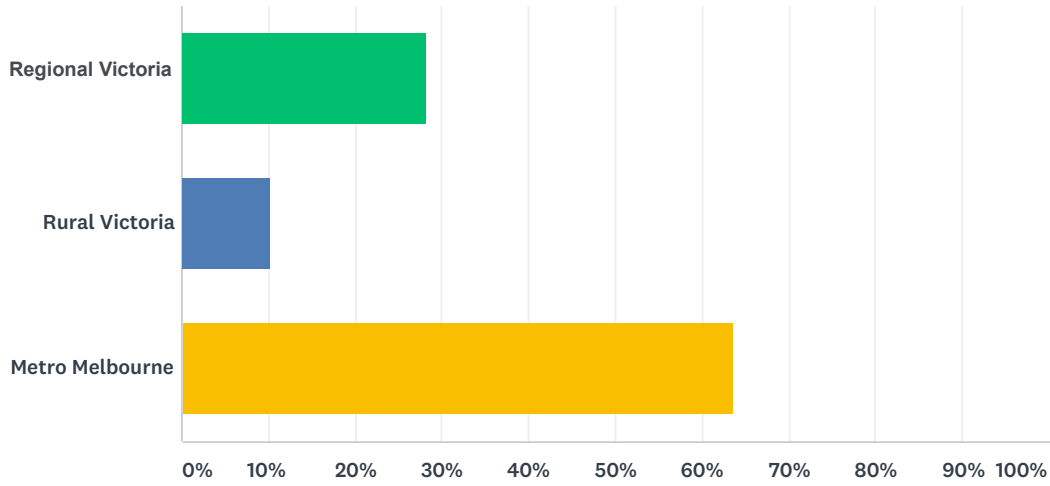
Answered: 437 Skipped: 0



Answer Choices	Responses	
Secondary teacher	42.33%	185
Primary teacher	44.16%	193
VCAL teacher	4.35%	19
TAFE teacher	3.20%	14
EAL teacher	2.75%	12
Pre-service teacher	3.20%	14
Casual relief teacher	5.72%	25
Subject or learning team leader	3.43%	15
Teacher in a non-mainstream school setting	5.26%	23
Total Respondents: 437		

Q2 I teach in:

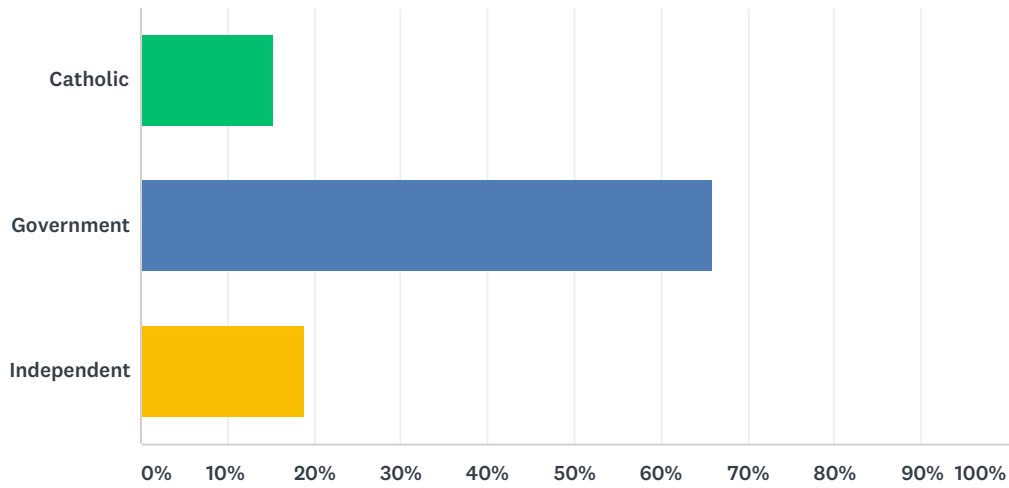
Answered: 437 Skipped: 0



Answer Choices	Responses	
Regional Victoria	28.15%	123
Rural Victoria	10.30%	45
Metro Melbourne	63.62%	278
Total Respondents: 437		

Q3 I work in the following sector

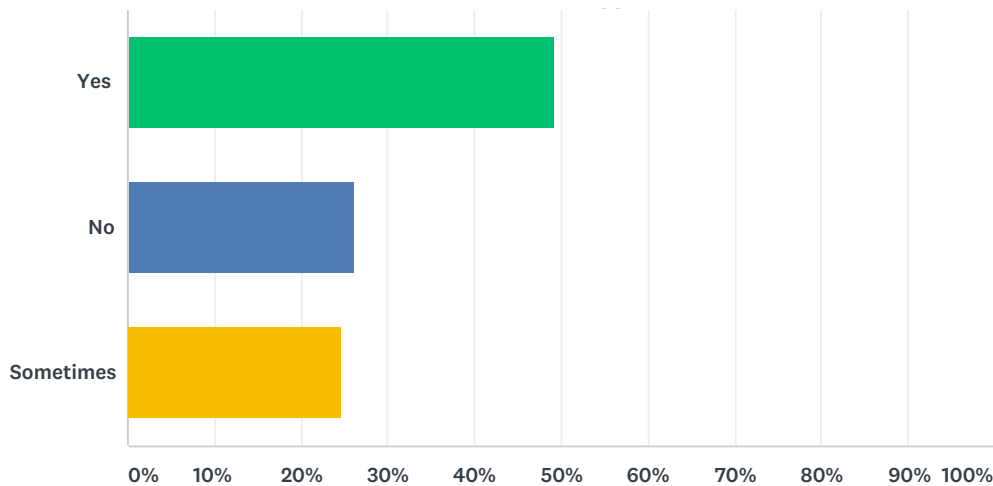
Answered: 437 Skipped: 0



Answer Choices	Responses
Catholic	15.33% 67
Government	65.90% 288
Independent	18.76% 82
TOTAL	437

Q4 I am responsible for teaching one or more of the following: civics and citizenship (parliament, democracy, government, law making, the party system, voting, the Westminster system etc), VCE Legal Studies and/or VCAL

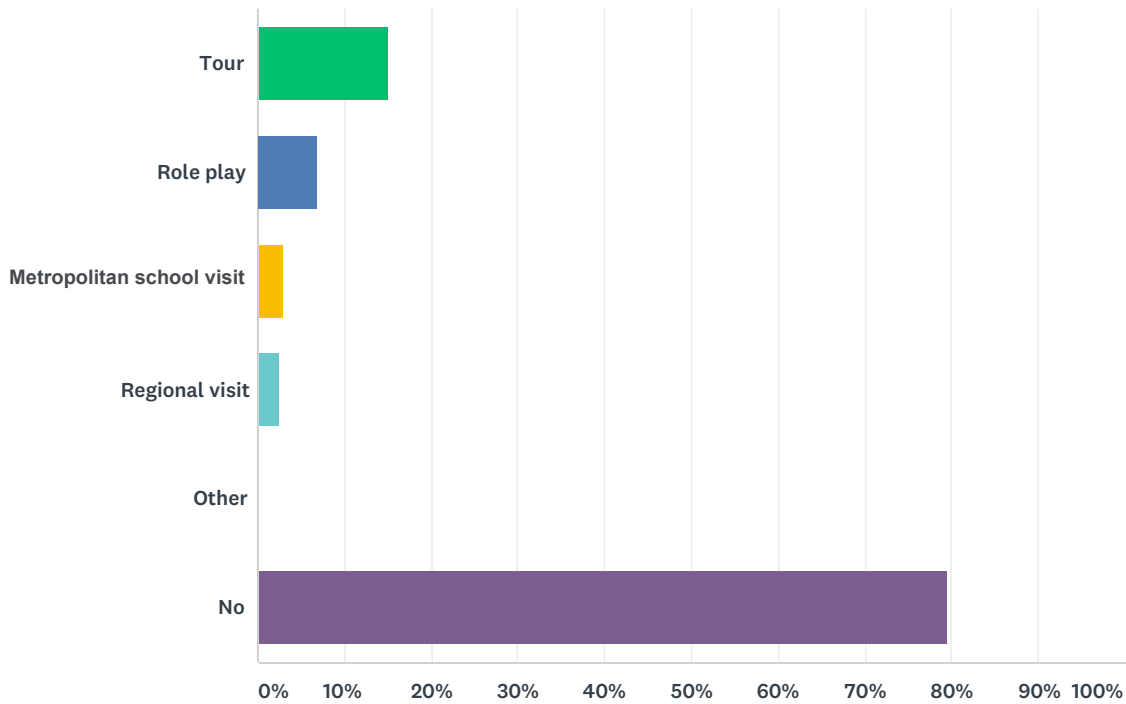
Answered: 437 Skipped: 0



Answer Choices	Responses	
Yes	49.20%	215
No	26.09%	114
Sometimes	24.71%	108
TOTAL		437

Q5 In the past two school years, I have participated in a program run by the Parliament of Victoria (eg a school tour or role play)

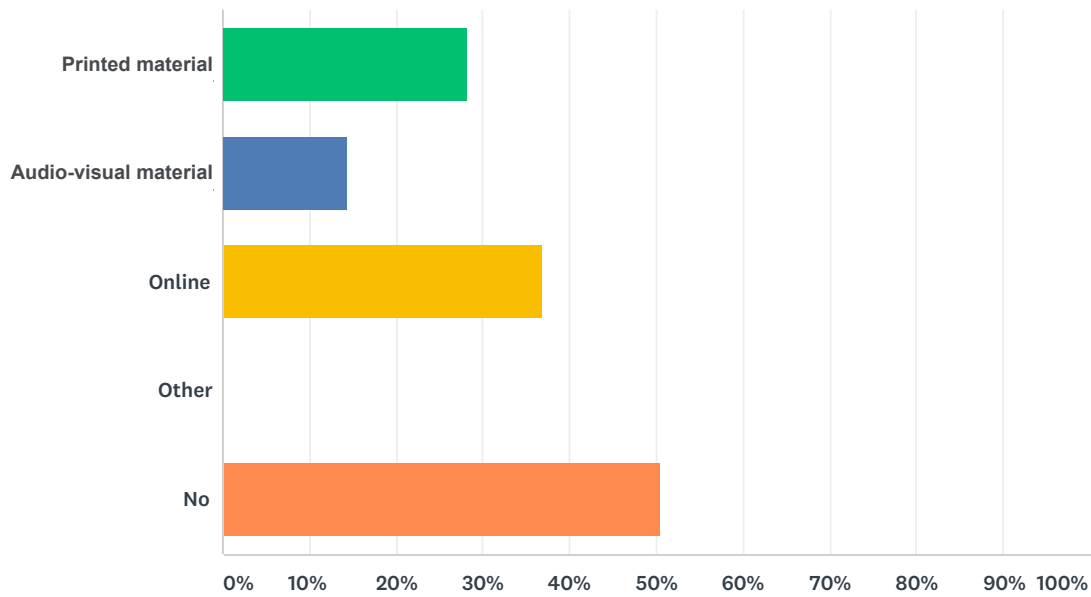
Answered: 437 Skipped: 0



Answer Choices	Responses	
Tour	15.10%	66
Role play	6.86%	30
Metropolitan school visit	2.97%	13
Regional visit	2.52%	11
Other	0.00%	0
No	79.41%	347
Total Respondents: 437		

Q6 In the past two school years, I have used education resources from the Parliament of Victoria

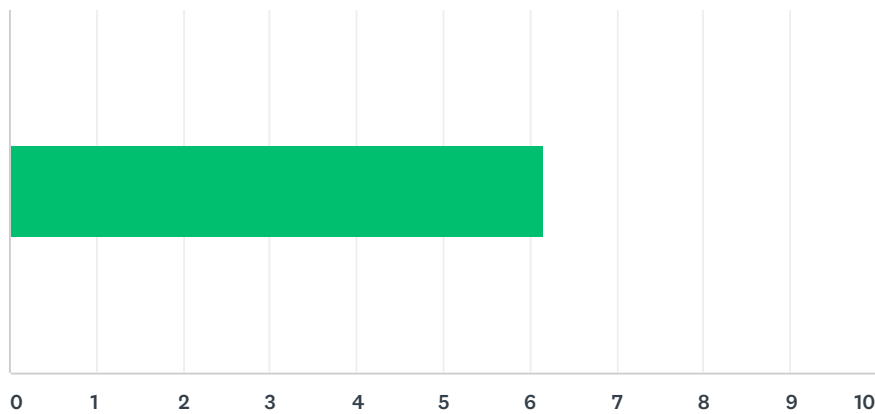
Answered: 437 Skipped: 0



Answer Choices	Responses	Count
Printed material	28.15%	123
Audio-visual material	14.42%	63
Online	36.84%	161
Other	0.00%	0
No	50.34%	220
Total Respondents: 437		

Q7 I feel confident teaching civics and citizenship subjects, such as parliament, democracy, government, law making, the party system, voting, the Westminster system etc, where zero is not at all confident and 10 is extremely confident

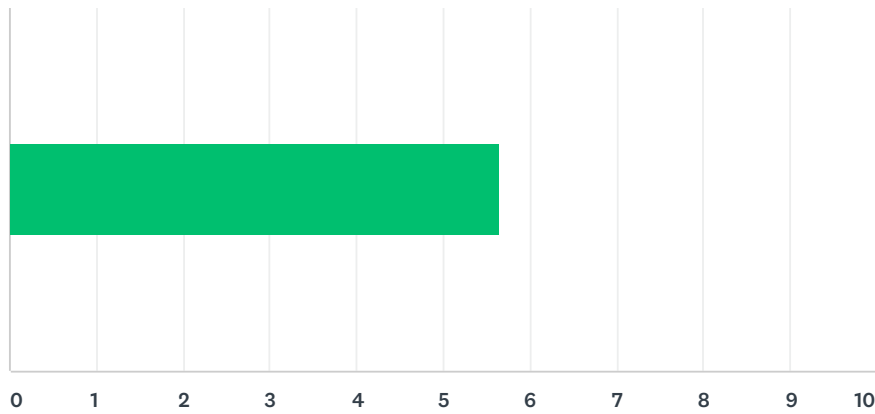
Answered: 431 Skipped: 6



Answer Choices	Average Number	Total Number	Responses
	6	2,650	431
Total Respondents: 431			

Q8 I feel that the programs and resources provided by the Parliament of Victoria help me to teach civics and citizenship, where zero is not at all and 10 is very much

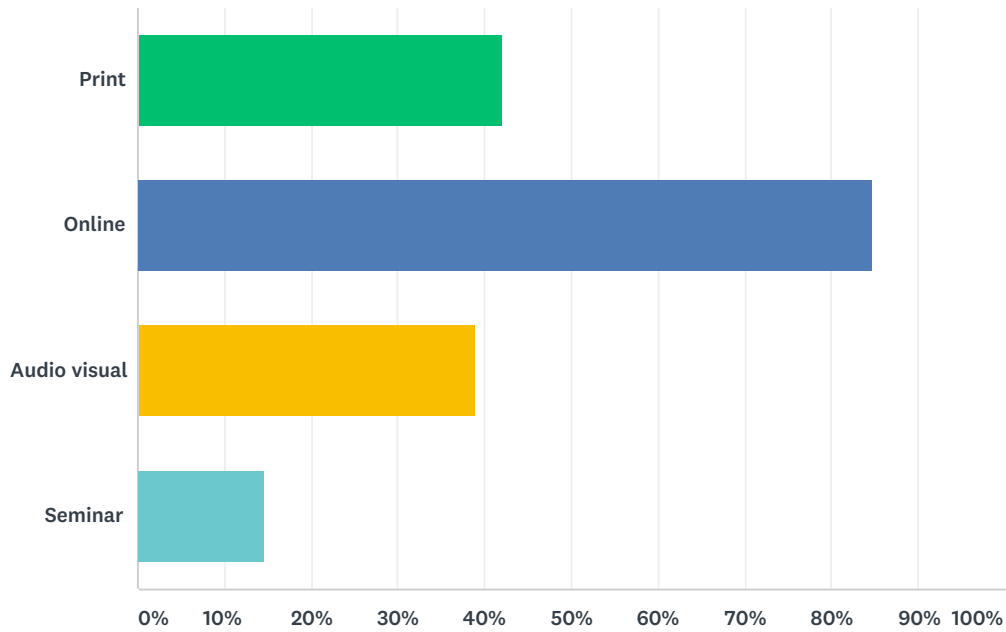
Answered: 405 Skipped: 32



Answer Choices	Average Number	Total Number	Responses
	6	2,291	405
Total Respondents: 405			

Q10 I prefer the following mode of resource delivery:

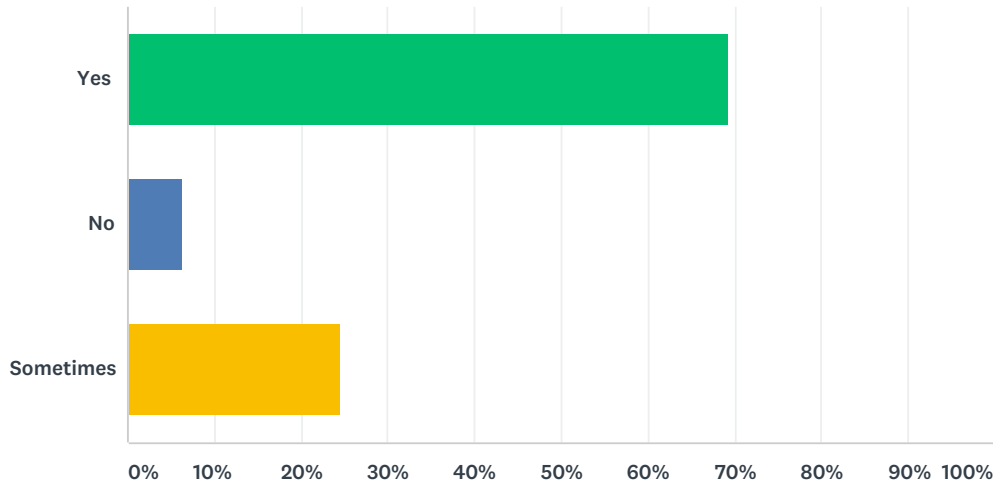
Answered: 426 Skipped: 11



Answer Choices	Responses	
Print	42.02%	179
Online	84.74%	361
Audio visual	38.97%	166
Seminar	14.55%	62
Total Respondents: 426		

Q11 I feel that some professional development would help me to help me teach civics and citizenship

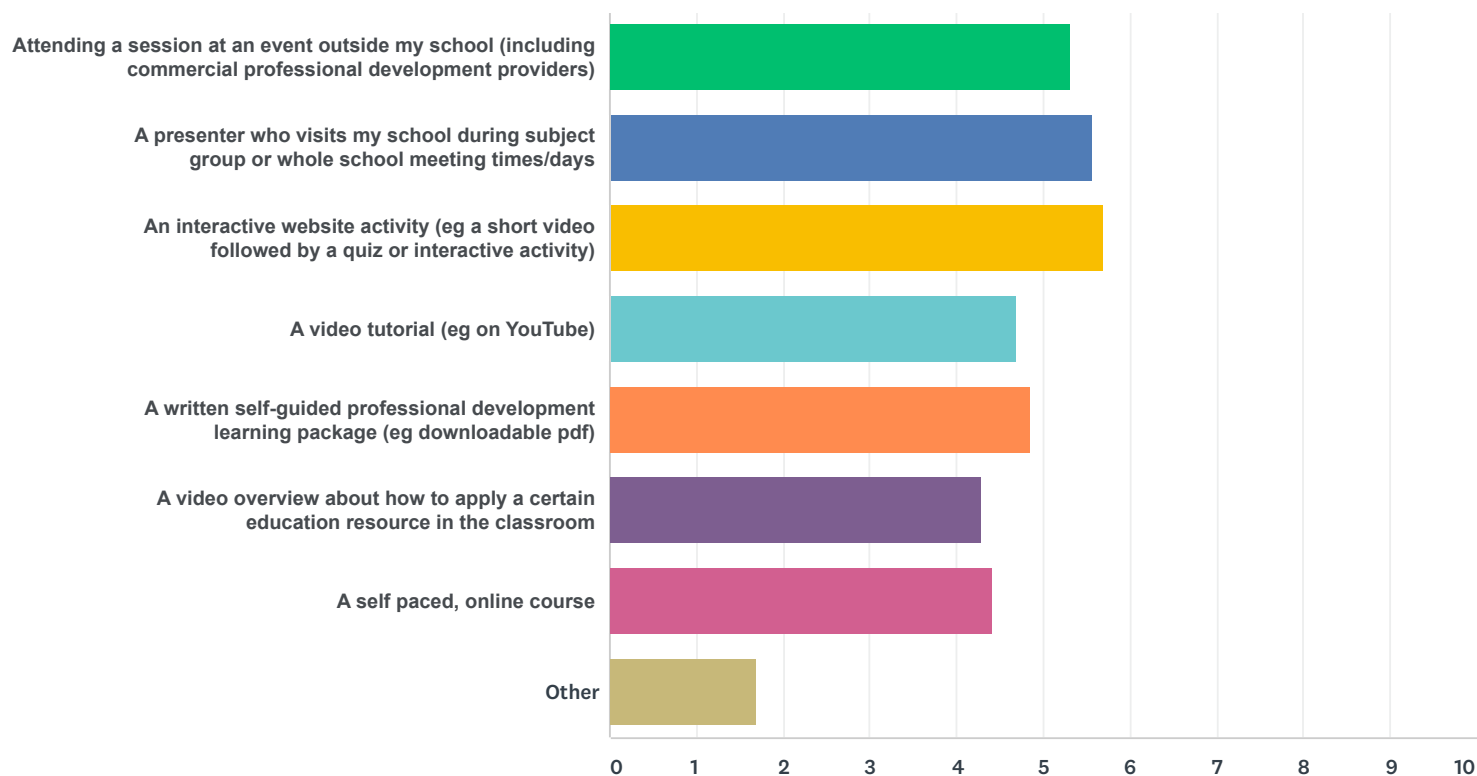
Answered: 437 Skipped: 0



Answer Choices	Responses	
Yes	69.34%	303
No	6.18%	27
Sometimes	24.49%	107
TOTAL		437

Q12 The types of professional development session I prefer are (number in order of preference)

Answered: 416 Skipped: 21



	1	2	3	4	5	6	7	8	Total	Score
Attending a session at an event outside my school (including commercial professional development providers)	27.60% 101	15.85% 58	8.74% 32	9.02% 33	10.11% 37	9.29% 34	15.30% 56	4.10% 15	366	5.32
A presenter who visits my school during subject group or whole school meeting times/days	26.11% 94	21.39% 77	9.44% 34	8.06% 29	9.44% 34	14.44% 52	7.78% 28	3.33% 12	360	5.56
An interactive website activity (eg a short video followed by a quiz or interactive activity)	21.83% 81	14.56% 54	23.18% 86	14.82% 55	11.32% 42	6.74% 25	5.12% 19	2.43% 9	371	5.68
A video tutorial (eg on YouTube)	5.79% 21	13.50% 49	14.88% 54	18.73% 68	20.11% 73	13.22% 48	11.85% 43	1.93% 7	363	4.69
A written self-guided professional development learning package (eg downloadable pdf)	10.63% 39	15.26% 56	17.71% 65	12.81% 47	13.35% 49	13.90% 51	12.53% 46	3.81% 14	367	4.86
A video overview about how to apply a certain education resource in the classroom	3.02% 11	9.62% 35	14.56% 53	15.93% 58	19.51% 71	20.05% 73	15.11% 55	2.20% 8	364	4.29
A self paced, online course	8.67% 32	12.20% 45	11.92% 44	15.18% 56	11.11% 41	16.53% 61	20.05% 74	4.34% 16	369	4.41
Other	3.52% 7	1.01% 2	1.51% 3	1.51% 3	3.02% 6	4.02% 8	7.54% 15	77.89% 155	199	1.69