

Public Accounts and Estimates Committee 2007-08 Community Services Budget



Gavin Jennings MLC
Minister for Community Services

10 May 2007

Department of Human Services



Portfolio responsibilities

	Minister Neville	Minister Jennings
Children	<ul style="list-style-type: none"> • Whole of Government children's policy; • Early years services including kindergarten, maternal and child health, early intervention, Best Start, and children's centres; and • Family violence and sexual assault services. 	<ul style="list-style-type: none"> • Child Protection & other family services; • Juvenile Justice; and • Youth Services (Secondary School Nursing, School Focussed Youth Service, Refugee Minors).
Aged Care	<ul style="list-style-type: none"> • Whole of Government population ageing and seniors' policy; • Seniors access and participation programs, including Seniors Card, Seniors Festival, Positive Ageing programs; and • Policy in relation to Elder Abuse. 	<ul style="list-style-type: none"> • Public sector aged care facilities; • Supported Residential Services; • Home and Community Care Program; • Aged Care Assessment Program; • Carer support; and • Dementia services.

Improving outcomes for vulnerable children

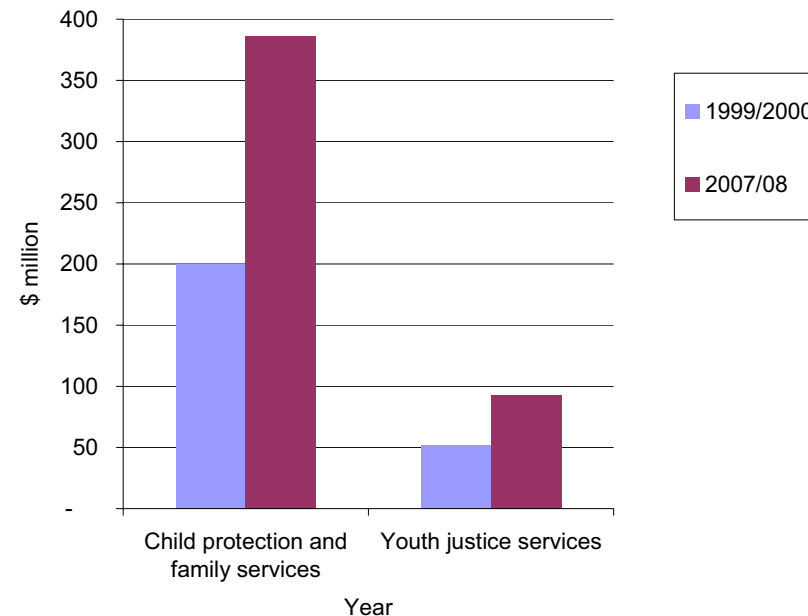


**Statutory Child Protection Services
Child Protection Specialist Services
Placement and Support Services
Family and Community Services**

Child Protection, Family Services, and Youth Justice budgets have grown strongly under Labor

- Child protection and support services for families are up \$186 million (93%)
- Youth Justice up 79%
- Overall increase of 90% since 1999-2000

Child Protection, Family Services, and Youth Justice Services Budgets 1999/00 and 2007-08



Challenge – how to ensure budget growth delivers improved outcomes

Children, Youth and Families Act 2005
Act No. 96/2005

TABLE OF PROVISIONS

Section	Page
CHAPTER 1—PRELIMINARY	1
PART 1.1—INTRODUCTION	1
1. Purposes	1
2. Commencement	2
3. Definitions	2
4. Guardianship	18
5. Custody	19
6. Aboriginal agency	19
7. References to Parts	19
PART 1.2—PRINCIPLES	20
Division 1—Decision Makers to Have Regard to Principles	20
8. Decision makers to have regard to principles	20
9. Role of principles	20
Division 2—Best Interests Principles	21
10. Best interests principles	21
Division 3—Decision-making Principles	23
11. Decision-making principles	23
Division 4—Additional Decision-making Principles for Aboriginal Children	25
12. Additional decision-making principles	25
13. Aboriginal Child Placement Principles	26
14. Further principles	26
CHAPTER 2—ADMINISTRATIVE	14
15. Functions and powers	14
16. Responsibilities	14
17. Delegation	14
18. Secretary may authorise an agency to act	15

i

Child Wellbeing and Safety Act 2005
Act No. 83/2005

TABLE OF PROVISIONS

	Page
—PRELIMINARY	1
Purposes	1
Commencement	2
Definitions	2
—PRINCIPLES FOR CHILDREN	6
Principles are for guidance	6
Principles for children	6
—CHILD WELLBEING AND SAFETY	9
The role of the Minister	9
Role of the Secretary in relation to Aboriginal communities	9
—VICTORIAN CHILDREN'S COUNCIL	10
Establishment of Victorian Children's Council	10
Constitution of Council	10
Functions of the Council	11
Sub-committees	11
Procedure of the Council	11
—CHILDREN'S SERVICES CO-ORDINATION BOARD	12
Establishment of Children's Services Co-ordination Board	12
Constitution of Board	12
Functions of the Board	12
Officers of the Board	13
—GENERAL	14
Interpretation	14
Delegation	14
Secretary may authorise an agency to act	15

i

September 2003

Final Report for the Victorian Department of Human Services

Protecting Children

The Child Protection Outcomes Project

The Allen Consulting Group

every child every chance
a good childhood is in everyone's best interests

Legislation to improve health, safety and development of children funded in 2006-07 and implemented

- *Children, Youth and Families Act* commenced on 23 April 2007
- Result of work by Government, DHS in partnership with CSOs and experts
- More than \$225m now committed from 2006-07 to 2009-10 to implement new Act

Children, Youth and Families Act 2005
Act No. 96/2005

TABLE OF PROVISIONS

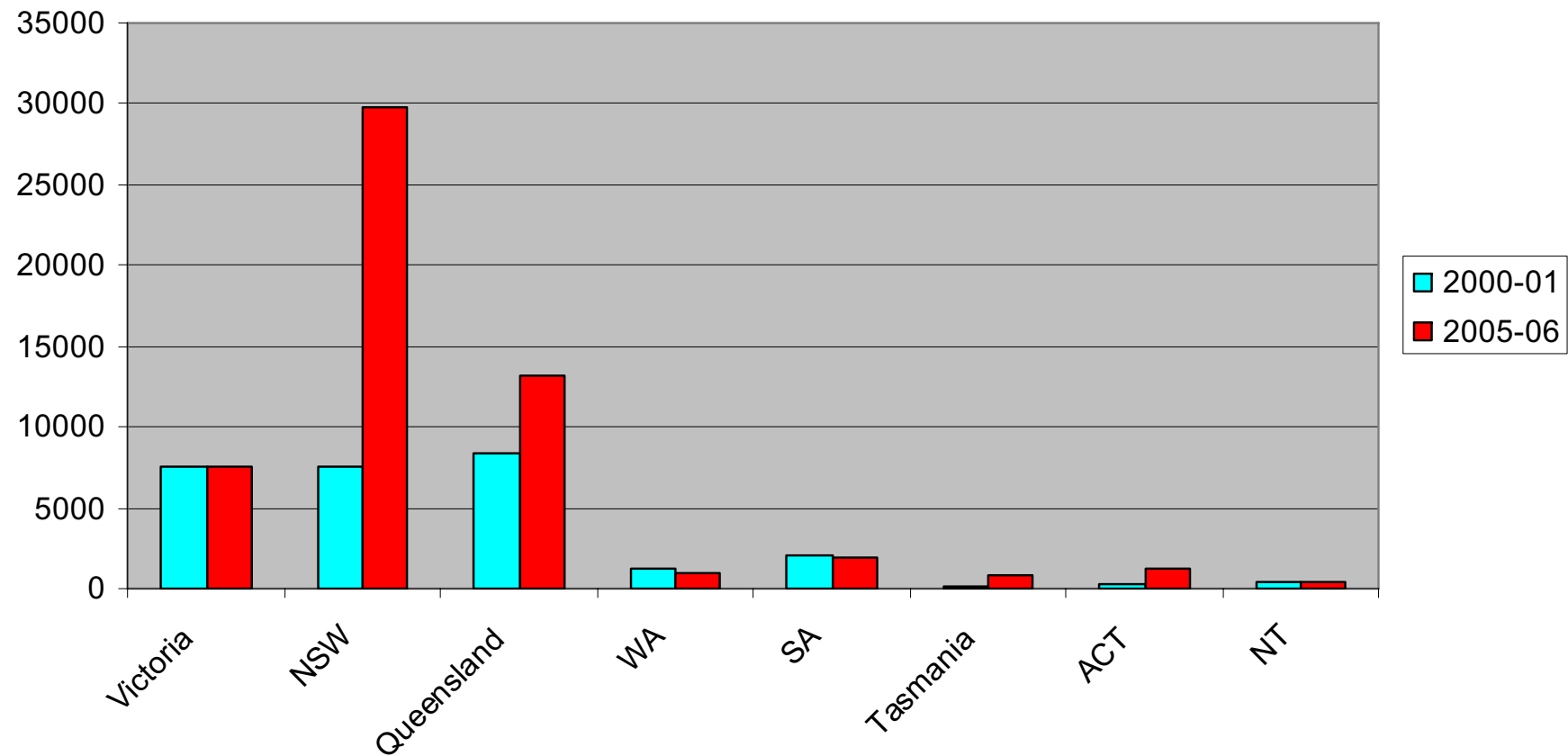
<i>Section</i>	<i>Page</i>
CHAPTER 1—PRELIMINARY	1
PART 1.1—INTRODUCTION	1
1. Purposes	1
2. Commencement	2
3. Definitions	2
4. Guardianship	18
5. Custody	19
6. Aboriginal agency	19
7. References to Parts	19
PART 1.2—PRINCIPLES	20
Division 1—Decision Makers to Have Regard to Principles	20
8. Decision makers to have regard to principles	20
9. Role of principles	20
Division 2—Best Interests Principles	21
10. Best interests principles	21
Division 3—Decision-making Principles	23
11. Decision-making principles	23
Division 4—Additional Decision-making Principles for Aboriginal Children	25
12. Additional decision-making principles	25
13. Aboriginal Child Placement Principle	26
14. Further principles for placement of Aboriginal child	27
CHAPTER 2—ADMINISTRATION	29
15. Functions and powers of the Secretary	29
16. Responsibilities of the Secretary	29
17. Delegation	31
18. Secretary may authorise principal officer of Aboriginal agency to act	32

Challenge – staged implementation supported by budget growth in key areas

- Family Support Innovations grows
 - **\$7.2m** up again in 2008-09 to **\$11m**
- Child FIRST budget doubles in 2007-08 from **\$1.6m** to **\$3.2m**
- Funding to treat sexually abusive behaviours doubles in 2007-08 to **\$1.8m**, grows to **\$5.1m** in 2009-10
- Therapeutic foster care increases from **\$1.2m** this year to **\$3.3m** and up to **\$6.1m** in 2009-10
- Aboriginal initiatives – up from **\$1.6m** this year to **\$3.1m** next year and to **\$4.6m** in 2008-09

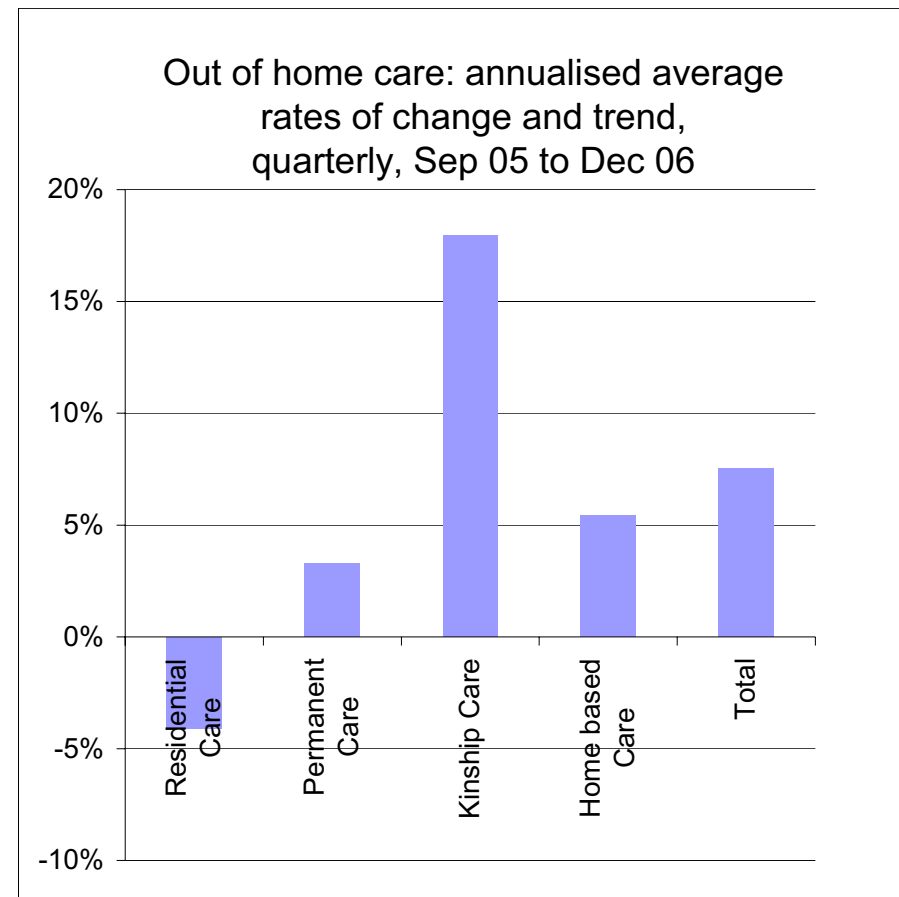
Child Abuse Substantiations

Child Abuse Substantiations States and Territories: 2000-01 to 2005-06:



Challenge – demand issues in out-of-home care

- More funding for caregiver reimbursement obligations -\$17.4m over four years
- Strong preference for children to be placed in kinship care, rather than foster care or residential care



Challenge –build better places for young people to live in out-of-home care



- Placement and Support Residential Facility Renewal Strategy - Stage 6
- \$14.2 million over 3 years

Creating new opportunities for people with a disability

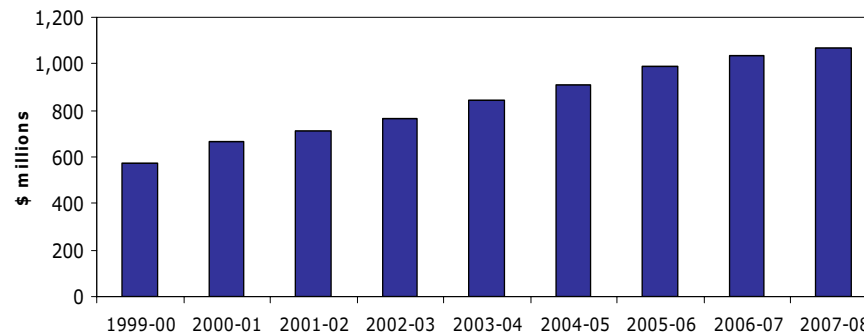


Information, Planning & Capacity Building
Targeted Services
Individual Support
Residential Accommodation Support

Disability Services Budget

- **Total Disability Services output budget of \$1,070.2m in 2007-08**
 - The Victorian Government has increased disability services budget by \$498.3m or 87 per cent since 1999-00

Disability Services Budget Increase 1999-00 to 2007-08



- **The Budget allocates \$26.7m in 2007-08 (\$214.4m over five years) for Disability Services**
 - \$184.4m over five years for output initiatives
 - \$30m over four years for asset initiatives

Meeting the challenges in Disability Services

- **Disability Support Services - \$10m in 2007-08 (\$99.8m over 5 years)**
 - \$8m in 2007-08 for an additional 380 Individualised Support packages to promote access to a wide range of flexible accommodation and support options
 - \$2m in 2007-08 for more aids and equipment to assist 1,300 individuals to maintain their independence (plus \$9.5m in 06/07)
- **Support for Carers**
 - \$3.2m in 2007-08 (\$13.1m over four years) for an additional 350 episodes of respite that are flexible and responsive to individual families' needs
 - \$125,000 in 2007-08 (\$500,000 over four years) for assistance to carers wanting to re-enter the workforce
- **Technability Program**
 - \$750,000 in 2007-08 (\$3m over four years)
- **Acquired Brain Injury Support**
 - \$12.3m over three years to support 300 Victorians with ABI, commencing in 2008-09

Meeting the challenges in Disability Services

- **Continuation of Existing Programs**
 - \$3.3m (\$13.5m over four years) for transition planning services delivered by Futures for Young Adults (FFYA) Transition Planners
 - \$3.8m (\$15.7m over four years) for older years/carer support packages for 375 individuals
- **Support for Community Service Organisations**
 - \$5.6m in 2007-08 (\$26.5m over five years) to assist in meeting additional wage costs, helping ensure service delivery standards are maintained and supporting ongoing viability
- **Capital Initiatives**
 - \$10m over three years for more flexible and appropriate accommodation solutions that will enhance more independent living and participation for people with disabilities in the wider community
 - \$5m over three years for Stage 2 of the Strategic Replacement and Refurbishment Program for Shared Supported Accommodation
 - \$15m in 2006-07 for infrastructure upgrades for Community Service Organisations

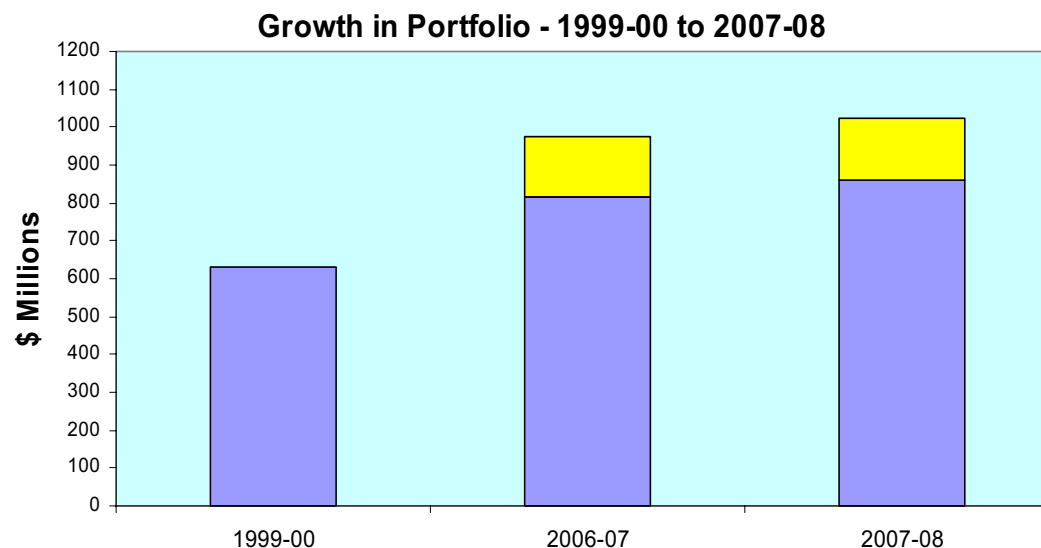
Meeting the challenges in Aged Care Services



**Residential Aged Care
Aged Care Assessment
Aged Support Services
HACC Primary Health, Care and Support
Small Rural Services**

Aged Care Budget – Growth in Funding

- The Victorian Government has increased expenditure on aged care by 62% since 1999-2000 to \$1.02 billion



- Budget spread across two Output Groups:
 - Aged and Home Care
 - Small Rural Services
- Increases by 6% or \$57.7m over 2006-2007
- \$15.9 million for new initiatives (\$102.3m over 4 years)
- \$62.1 million for aged care capital projects

Meeting the challenges in aged care: *Care in the community and at home*

- Increasing investment in Home and Community Care
 - **\$11m (\$83m over 4 years)** – 400,000 more hours/6000 clients
- Transitioning the Culturally Equitable Gateways Strategy
 - **\$1.2m in 2006-07** – improving CALD access to HACC services/ensuring HACC services are culturally-responsive
- Expanding community support services for individuals
 - **\$3.2m (\$12m over 4 years)** – Personal alerts, support for people with dementia and carers, expanded Victorian Eyecare Service
- New Oral Health Initiatives
 - **\$1.7m (\$7.3m over 4 years)** – 6,000 additional dentures for disadvantaged seniors, 1500 pension-level SRS residents to receive oral assessment and care plans each year



Meeting the challenges in aged care: *Building better aged care services*

- \$28 million to redevelop two rural public sector nursing homes – increasing the Bracks Government’s capital investment in PSRACS to \$424.1 million, redeveloping 45 facilities since 1999
- \$4.5 million for Aged Care Land Bank – increase beds available in inner/middle Melbourne by over 400 places
- \$28m Caulfield General Medical Centre - Stage 2
- \$1.6m Calvary Health Care Bethlehem - Interim Works



Low Street Residential Aged Care - Ararat

Public Accounts and Estimates Committee 2007-08 Community Services Budget



Gavin Jennings MLC
Minister for Community Services

10 May 2007