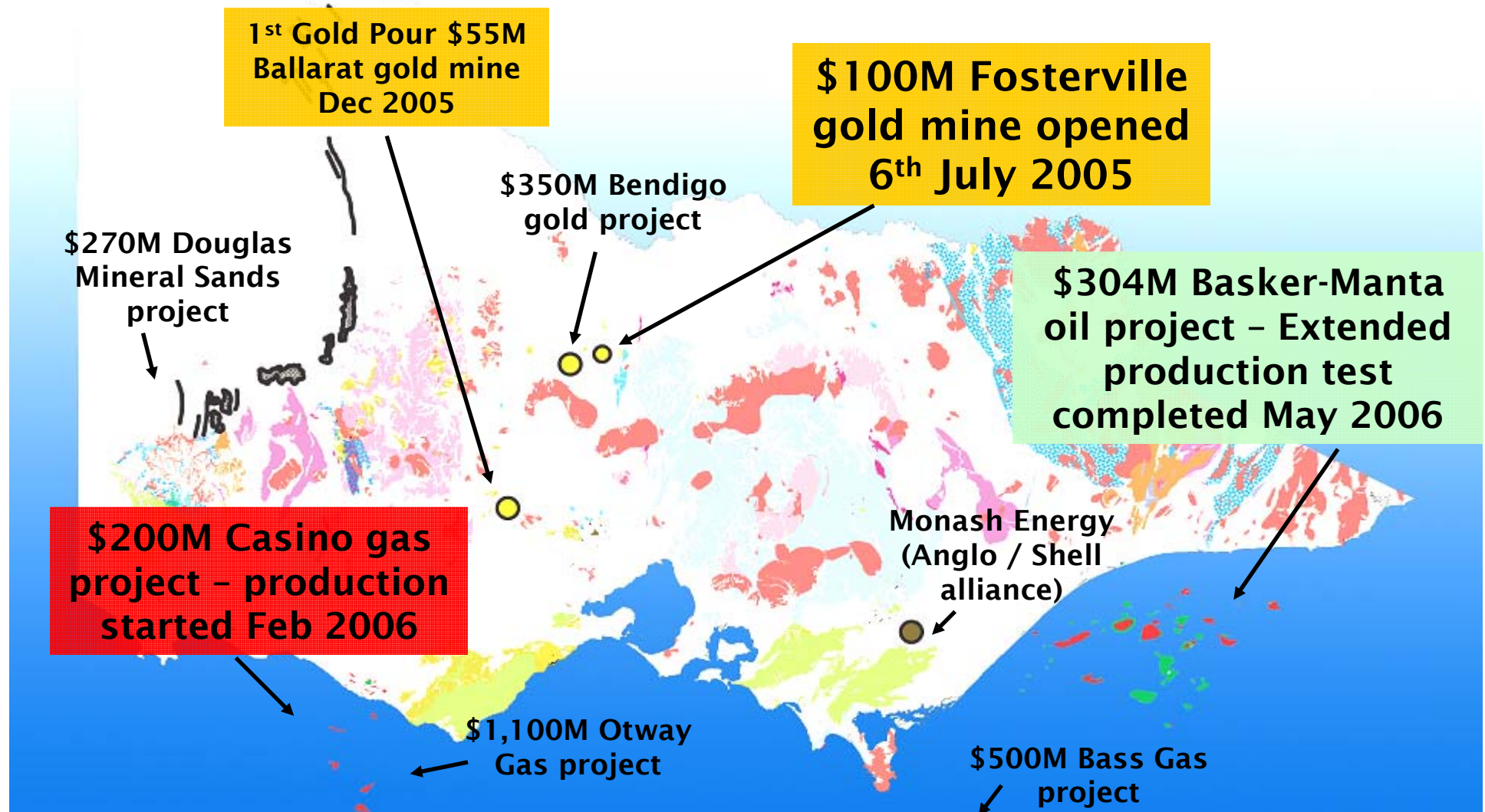




# PAEC Budget Estimates Hearing Resources Portfolio

Hon. Theo Theophanous, MP  
4<sup>th</sup> July 2006

## ***Earth Resources Sector Major Achievements 2005-06***

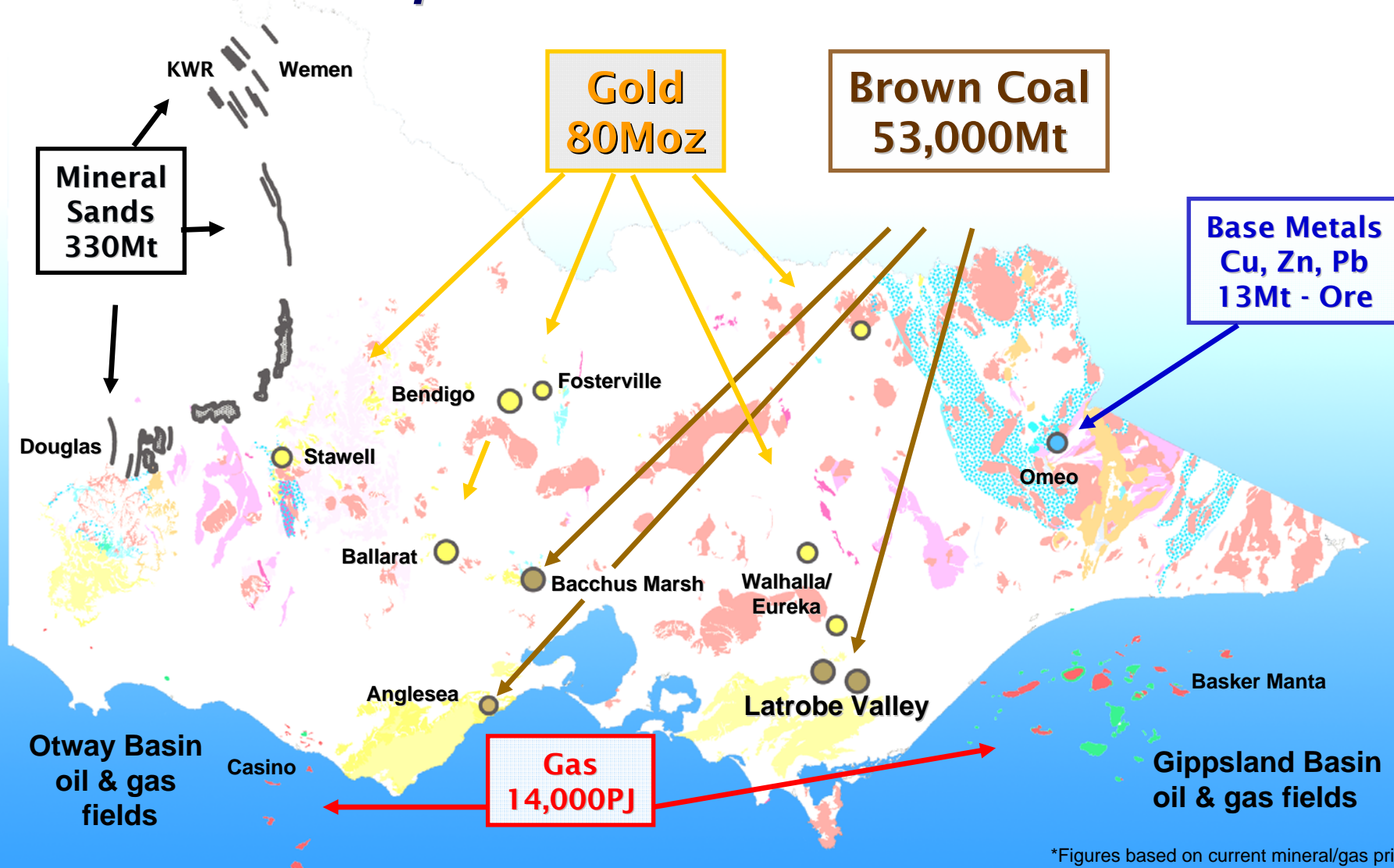


## ***DPI Major Achievements/Challenges 2005-06***

- **18<sup>th</sup> VIMP geoscience data release & New Seismic**
- **Benambra mine rehabilitation - \$4M DPI funding**
- **Technology Road Map project – promoting R&D**
- **New Pipelines Act 2005 & Geothermal regulations**
  - **geothermal acreage release April 2006**
- **New targeted OHS audit program established**
- **Facilitation of major projects:**
  - **Monash Energy, Woodside and Alcoa**



*GeoScience Victoria estimates of 'yet-to-find' and undeveloped resources across the State*



\*Figures based on current mineral/gas prices

## *Victorian Government actions in 2005/06 driving new growth*

### *Encouraging Innovation*

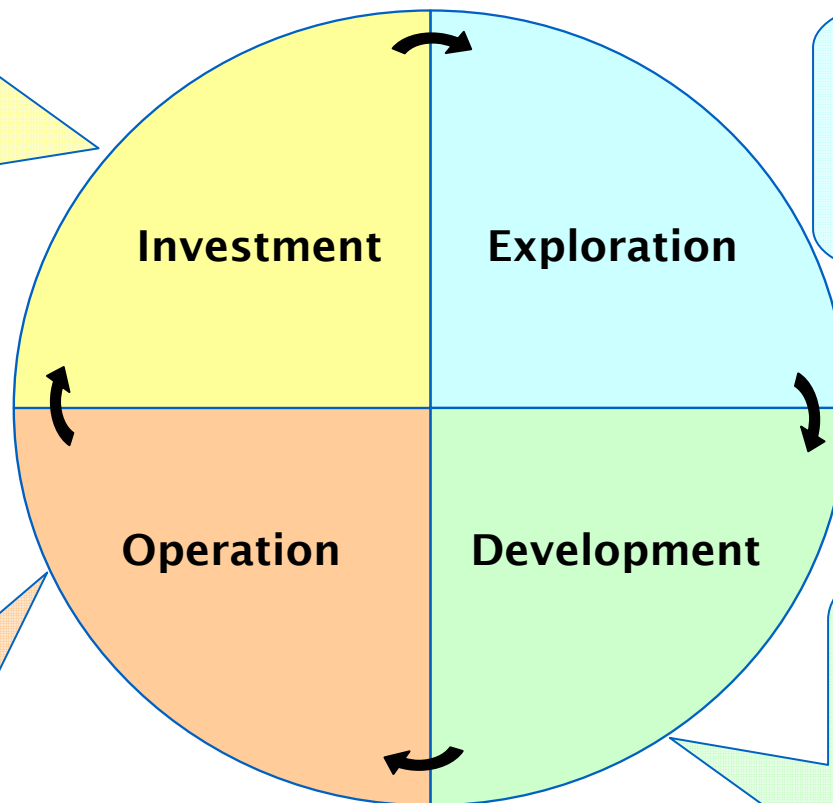
- MTE
- Otway CCS trial
- ETIS
- Latrobe Valley Vision
- Monash Energy

### *Government Investment*

- Geothermal
- Gold Undercover
- Seismic Transect
- VIMP release

### *New projects to regulate*

- Stawell Gold
- Fosterville Gold
- Minerva gas
- SEA Gas pipeline
- Casino gas



### *Government Facilitation*

- Bendigo Gold
- Ballarat Gold
- Douglas Min Sands
- Otway Gas project
- Basker - Manta

*\$2.1 billion in new investment*

## ***Major Budget Initiatives 2006-07***

### **New Programs**

- **\$9M Developing Gold Undercover**
  - *Attracting new gold exploration to the State*
  - *3 year program, \$3M per year*
- **\$1.5M Latrobe Valley's resources future**
  - *Encourage low emission brown coal investment*
  - *3 year program, \$0.5M per year*

### **Current Budget Initiatives**

- **Energy Technology Innovation Strategy (ETIS)**
- **Otway Basin CCS trial**
- **MTE Demonstration Plant Latrobe Valley**

## ***Net Benefits to the State Budget from earth resources***

<b>DPI – M&amp;P Division</b>	<b>2005-06 \$ Mil</b>	<b>2006-07 \$ Mil</b>
Brown coal royalties	23.1	31.1
Other royalties	3.9	6.9
Other – fees & rentals	4.8	4.2
<b>Total Revenue</b>	<b>31.8</b>	<b>42.2</b>
<b>Total Output Expenditure</b>	<b>20.9</b>	<b>24.5</b>
<b>Net Surplus</b>	<b>10.9</b>	<b>17.7</b>