

# Inquiry into the 2021-2022 and 2022-2023 Financial and Performance Outcomes Public Accounts and Estimates Committee

Jenny Atta  
Secretary, Department of Education



Department  
of Education

# Department of Education

## Our Vision

*‘A great education for every child and young person — so they can thrive now and in the future, for a fairer, smarter and more prosperous state’.*

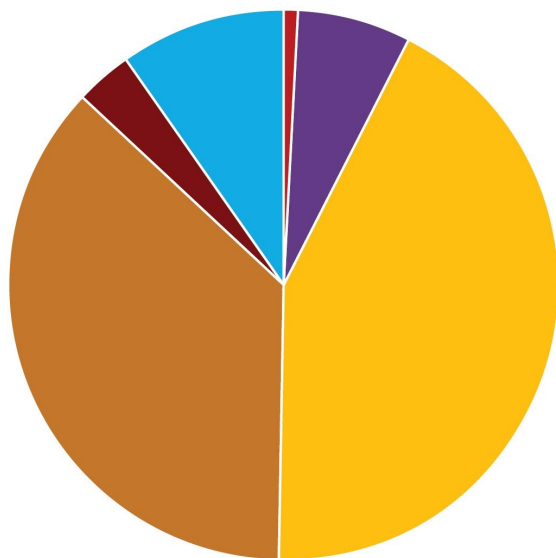


Department  
of Education

# Departmental Expenditure Overview

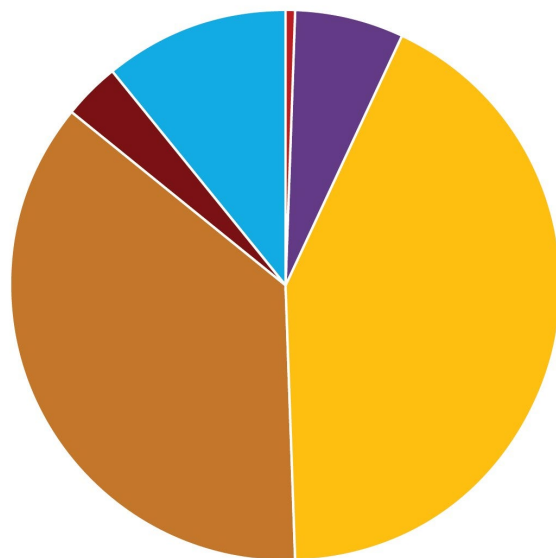
– across outputs 2021-2022 and 2022-2023

**21-22 Departmental Actual Expenditure**



**\$13.4 billion (total)**

**22-23 Departmental Actual Expenditure**



**\$14.6 billion (total)**

**Output group (Budget P/folio Outcomes)**



Strategy, Review and Regulation

Early Childhood Development

School Education - Primary

School Education - Secondary

Support Services Delivery

Support for Students with Disabilities

**21-22 \$m**

**22-23 \$m**

115.4

106.1

894.9

1,119.1

5,750.6

6,136.6

4,883.7

5,219.2

444.6

483.7

1,285.4

1,547.7

# Early Childhood: Best Start, Best Life



## Expansion of Best Start, Best Life

in June 2022 to include:

- Free Kinder
- universal Three-Year-Old Kindergarten
- transition of Four-Year-Old Kindergarten to **30** hours of Pre-Prep over the next decade
- **50** government-owned early learning centres



Up to **100,000** (2021) and **140,000** (2023)

families benefited from Free Kinder, saving families up to **\$2,500** per child at participating services



**97%+** of funded services participated in Free Kinder in both 2021 and 2023



**5,810** (2021 across 21 LGAs) and **60,455** (2022 statewide)  
children enrolled in Three-Year Old Kindergarten



# Early Childhood: infrastructure



**23** (21-22) and **11** (22-23)

New **kinders on school sites** were delivered or approved supporting **2,409** new licensed places

**37** (21-22) and **9** (22-23) **Building Blocks Capacity Building projects** approved to increase licensed places by **2,301** in partnership with eligible service providers



**39** (21-22) and **65** (22-23) **planning grants** approved to support planning and pre-construction work for eligible service providers

**5** (in both 21-22 and 22-23) **Building Blocks Partnerships** were approved to support **69** projects and an extra **4,995** licensed kindergarten places



Work is underway on the first **4** of our **50 Early Learning and Childcare Centres** to open in 2025



# Early Childhood: supporting access



**3,245** (21-22) and **4,205** (22-23)  
children participating in **Early Start Kindergarten**



**92.9%** (21-22) and **100%** (22-23)  
Aboriginal children enrolled in kinder the year before  
school. **90.7%** Aboriginal children accessing three-year-old  
kinder in 2022 – up from **75.5%** in 2021



**2,700** (21-22) and **2,800** (22-23)  
kindergarten services accessing School Readiness Funding  
supporting over **87,000** children in 2021 and **137,000** in 2022



**89%** of allied health sessions offered through School Readiness  
Funding accessed by kindergarten services in 2022



Nearly **1,000** (2022) services supported by Kindergarten Inclusion  
Support program for children with disability



# Early Childhood: workforce growth



**878** (21-22) and **899** (22-23) **scholarships** awarded to remove financial barriers for EC qualifications



Over **180** **trainees** in the Early Childhood Educator Traineeships program by 30 June 2023



**471** (21-22) and **749** (22-23) **grants** for provisionally registered early childhood teachers to achieve full registration



**1,960** (21-22) and **350** (22-23) kindergarten teachers and educators received Three-Year-old Teaching Toolkit professional learning



# School and student data

## Whole system



**A total of 2,290 schools**

1,566 (68%) government  
499 (22%) Catholic  
225 (10%) Independent

## Government schools



**4 Regions** organised into **17 Areas**, providing an interface between the department, schools and service providers



**>1 million students**  
654,000 (63%)  
in government schools



**72,752 total FTE government schools' workforce\***  
51,122 principals & teachers  
21,631 education support staff

Government school by type	No. of schools
Primary	1,146
Primary-Secondary	79
Secondary	254
Special	83
Language	4

Student characteristics	No. of students	% of govt student population
Students with disabilities (NCCD)	162,023	25.1
Indigenous students	16,564	2.6
Students with language background other than English	229,990	35.7
Student whose main language at home is not English	155,973	24.2
International students	4,060	0.6

\*Government schools workforce data is approximate, and as of June 2023



# Schools: NAPLAN

## 2022



Year 3 students had the **highest ever** scores in **Reading**, and were the strongest in the country.



The **highest ever proportion** of **Victorian Year 5** students achieved in the top two bands in Spelling (37.7%).



Victoria saw **significant improvements from 2021 to 2022** in **Writing** scores for Year 7 (13.6 pts) and Year 9 (15.5 pts).



Victorian students **improved in 11 of 20 measures** from 2014 to 2022.

## 2023



Victoria ranked **first or second** in 16 of 20 measures - more than any other jurisdiction.

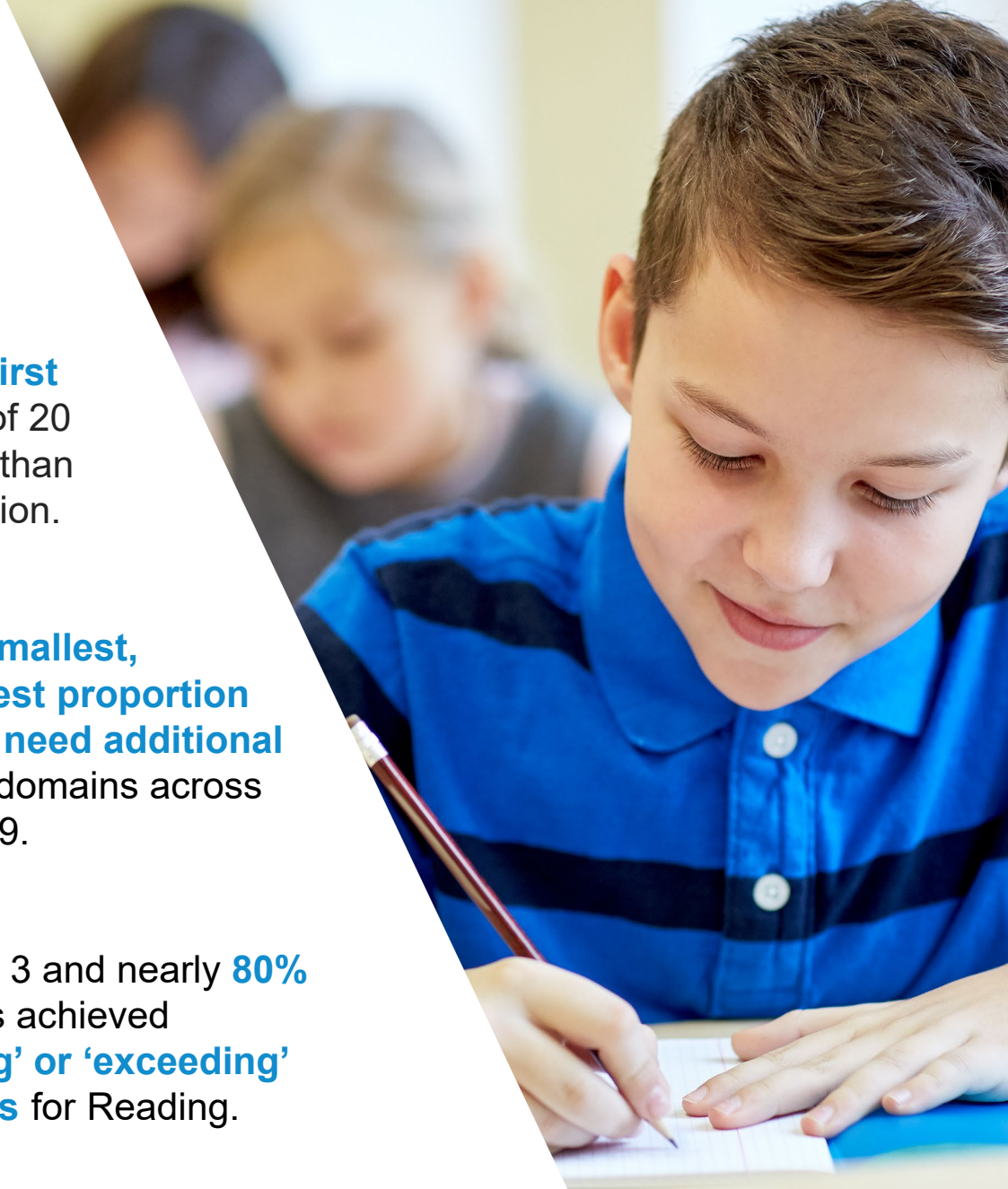


Victoria had the **smallest, or second smallest proportion** of students who need **additional support** in all 20 domains across Years 3, 5, 7 and 9.



Over **70%** of Year 3 and nearly **80%** of Year 5 students achieved in the new **'strong' or 'exceeding'** proficiency levels for Reading.

NOTE: A new NAPLAN scale was introduced in 2023. Performance in 2023 cannot be compared with previous years.

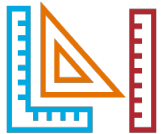


# Schools: supporting learning

The **Tutor Learning Initiative** supported government and non-government schools:



**160,000+** students supported each year



**7,000+** tutors employed each year



The **Middle Years Literacy and Numeracy Support** initiative assisted:

**10,000+** students (2021 school year)

**14,000+** students (2022 school year)



# Senior Secondary Pathways Reform: Helping students pursue their path



**52,000**

school students enrolled in accredited VET programs in 2021 and 2022

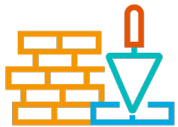


In Term 1 2023, we introduced the **Victorian Certificate of Education (VCE) Vocational Major** and the **Victorian Pathways Certificate**



**22,000**

year 11 and 12 students enrolled in the **VCE Vocational Major** in 2023



In 2023, **Head Start** school-based apprenticeship and traineeship program was expanded to all government secondary schools



# Schools: supporting access and equity



**6.3m** (21-22) and **9.1m** meals (22-23)  
provided by school **breakfast clubs**



**74,397** (21-22) **67,232** (22-23) students supported  
by the **Affordable School Uniforms** program with 305,243 items  
provided in 2021-22 and with 255,311 items in 2022-23



**227,872** (21-22) and **202,309** (22-23)  
students supported through **Camps, Sports and Excursions Fund**



**5,629** (21-22) and **6,698** (22-23) vision screenings and  
1,344 (21-22) and 1,389 (22-23) free glasses through **Glasses for Kids**



**104,928** (21-22) and **607,593** (22-23) students re-engaged  
with external school activities through **Positive Start**



# Schools: infrastructure

Of the work undertaken across 2021-22 and 2022-23:



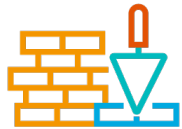
**14**

**new schools**  
opened in 21-22

**13**

**new schools**  
opened in 22-23

The **27** new schools accommodate over **17,000** students



**68** (21-22) and **83** (22-23)  
**upgrade projects** delivered

**\$554.9m** (21-22) and  
**\$992.6m** (22-23) spent  
on **school upgrades**



More than **3600** jobs  
created from VSBA projects  
over 21-22 and 22-23

**494** (21-22) and **1,697** (22-23)  
**Planned Maintenance Program** projects



# Investing in health and wellbeing



**679** (21-22) and **1,116** (22-23) schools received **Schools Mental Health Fund and Menu** funding



**11,700+** (21-22) and **9,800+** (22-23) secondary students supported through **Mental Health Practitioners** program



**400+** schools have a mental health practitioner employed



**105** (21-22) and **390** (22-23) schools part of **Mental Health in Primary Schools**



# Delivering inclusive education



**176** (21-22) and **149** (22-23)  
**scholarships** provided to teachers and regional staff for inclusive education post-graduate study



**595** (21-22) and **260** (22-23)  
schools moved to **Disability Inclusion**



**Disability Inclusion Profiles** completed for  
**245** (21-22) and **1,870** (22-23)  
students with disability



**8,895** (21-22) and **8,957** (22-23)  
students received travel support



# Growing our school workforce



**8,000** more VIT registered school teachers compared with 30 June, 2020



**1,248** more teaching staff in government schools compared with 30 June, 2021

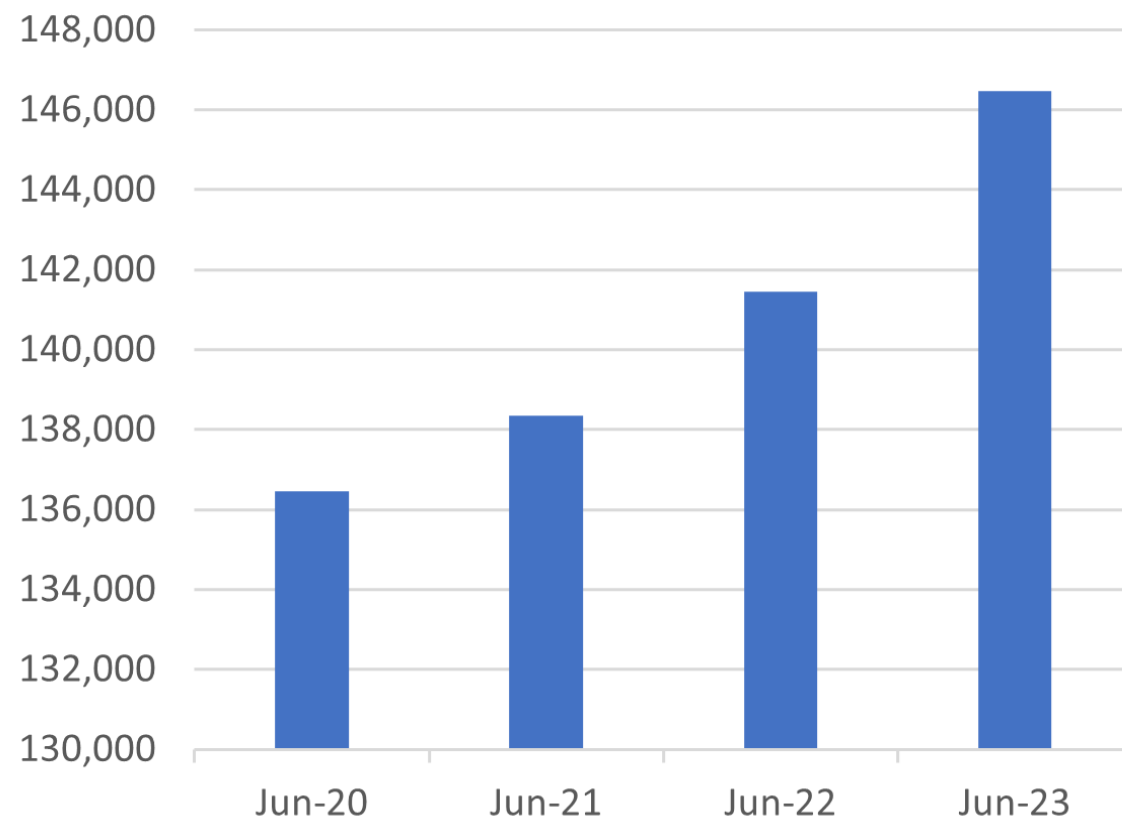


**3,189** more **education support staff** compared with 30 June, 2021



**250** (21-22) and **150** (22-23) teachers receiving **targeted financial incentives** to fill hard-to-staff positions

## VIT registered teachers





# Supporting our school workforce



**400** preservice teachers working in schools as part of the Teach Today and Teach Tomorrow programs as of 30 June, 2023



The **Victorian Academy of Teaching and Leadership's** professional learning reached **16,000** school staff



**Professional learning communities** were operating in: **1,169** schools in 21-22 and a further **249** schools in 22-23



**730+** (21-22) and **847** (22-23) graduate teachers supported by **Career Start** pilot



© State of Victoria (Department of Education) 2023



*Title* is provided under a Creative Commons Attribution 4.0 International licence. You are free to re-use the work under that licence, on the condition that you credit the State of Victoria (Department of Education), indicate if changes were made and comply with the other licence terms, see: <https://creativecommons.org/licenses/by/4.0/>

The licence does not apply to:

- any images, photographs, trademarks or branding, including the Victorian Government logo and the DE logo; and
- content supplied by third parties.

Copyright queries may be directed to [copyright@education.vic.gov.au](mailto:copyright@education.vic.gov.au)



Department  
of Education