

UNCLASSIFIED

RICHARD BOLT

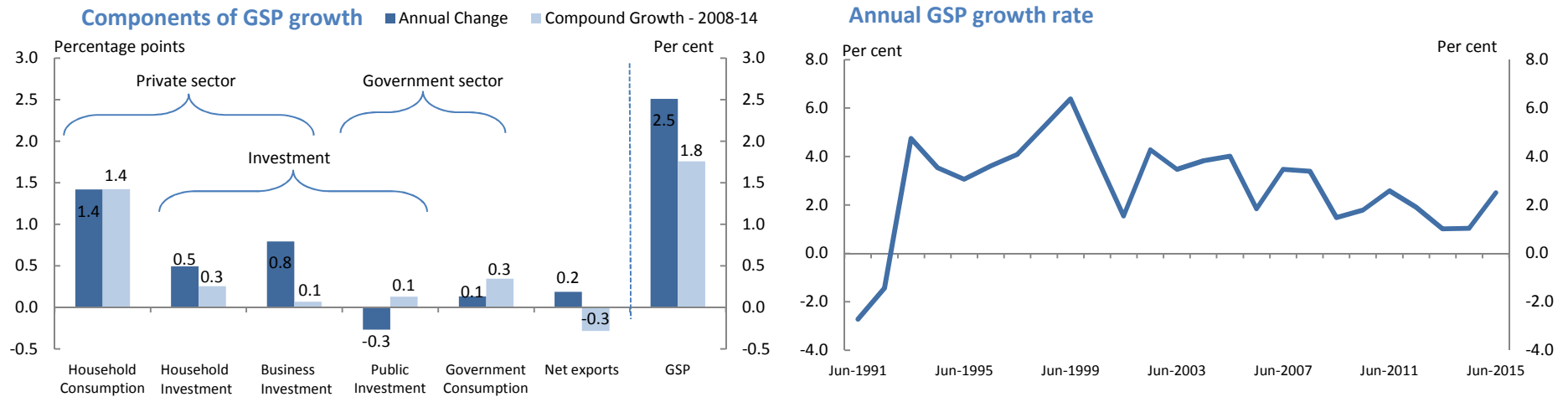
SECRETARY

DEDJTR

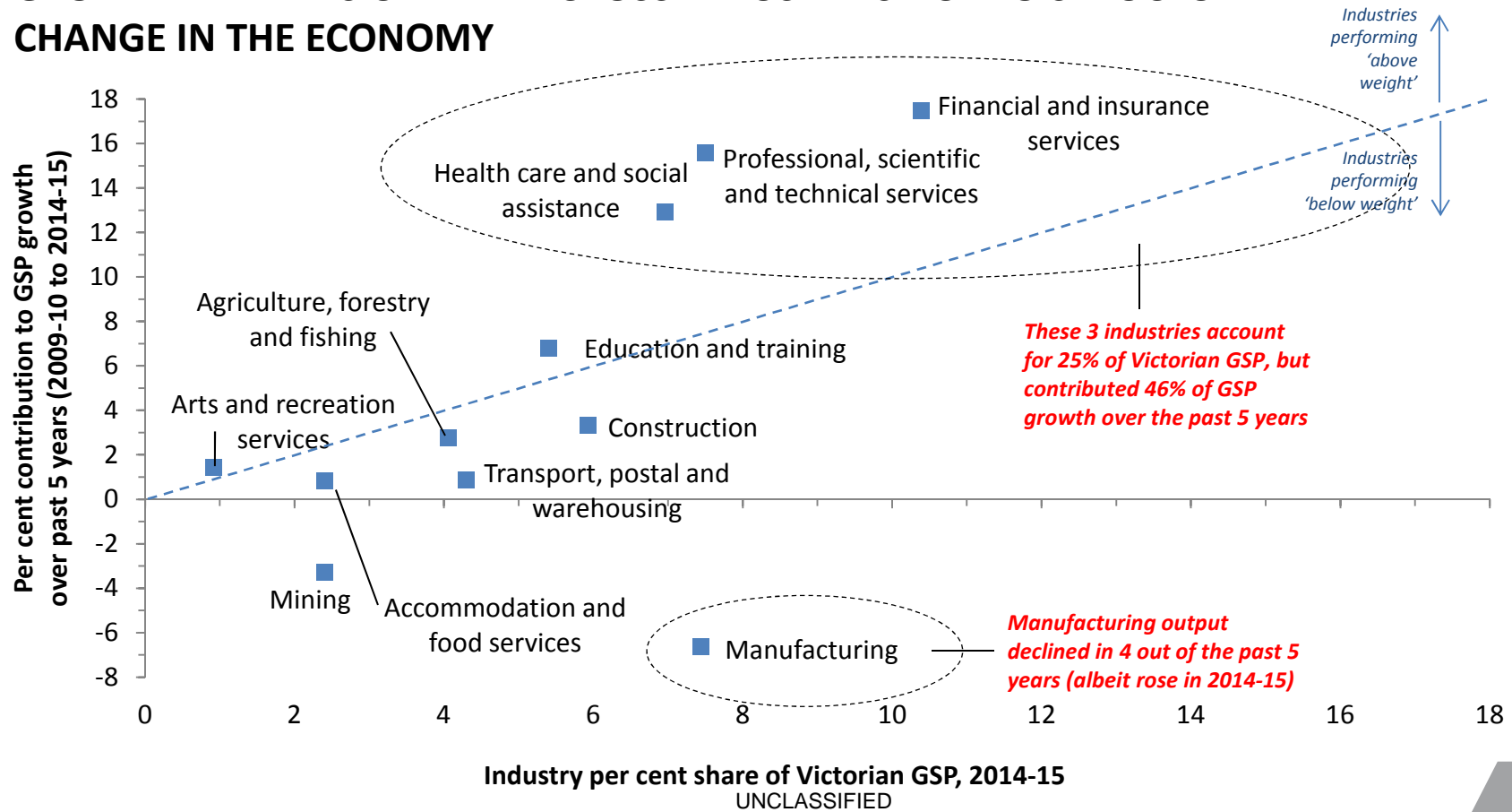


UNCLASSIFIED

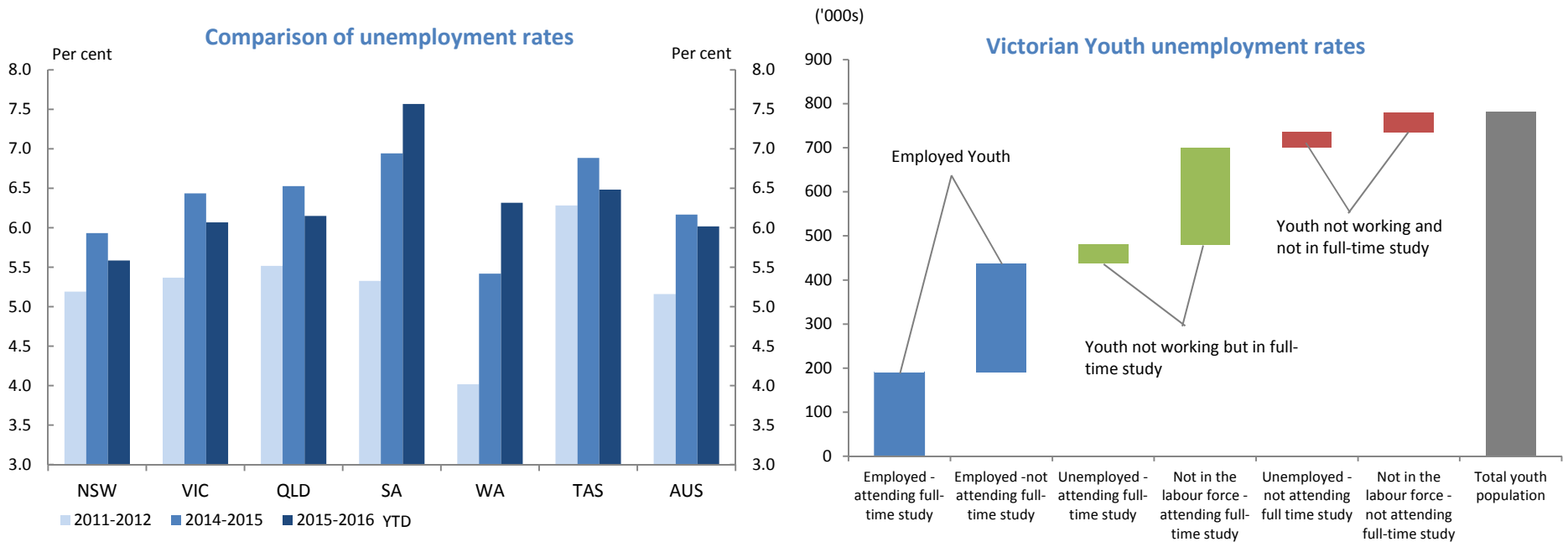
THERE ARE POSITIVE SIGNS FOR THE VICTORIAN ECONOMY, DRIVEN BY IMPROVING BUSINESS INVESTMENT



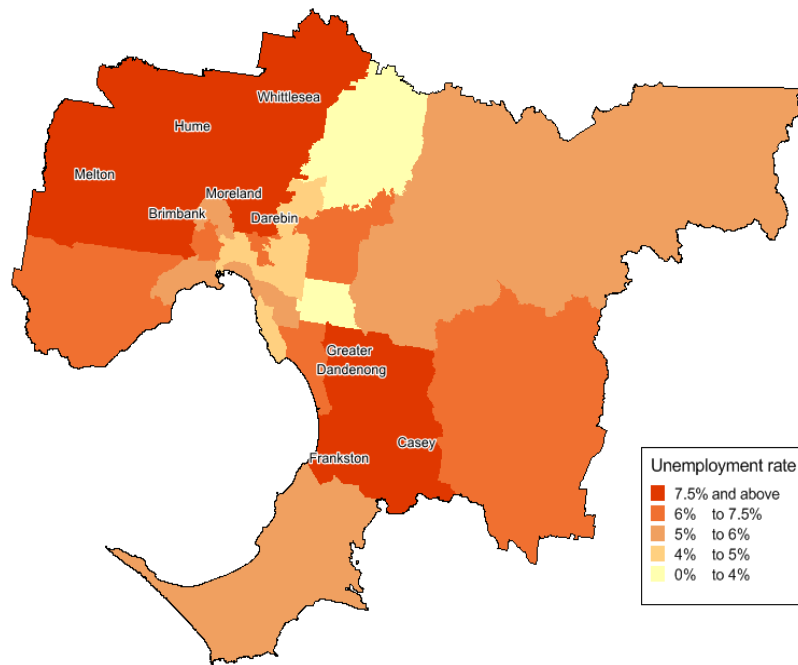
GROWTH REMAINS UNEVEN ACROSS INDUSTRIES DUE TO STRUCTURAL CHANGE IN THE ECONOMY



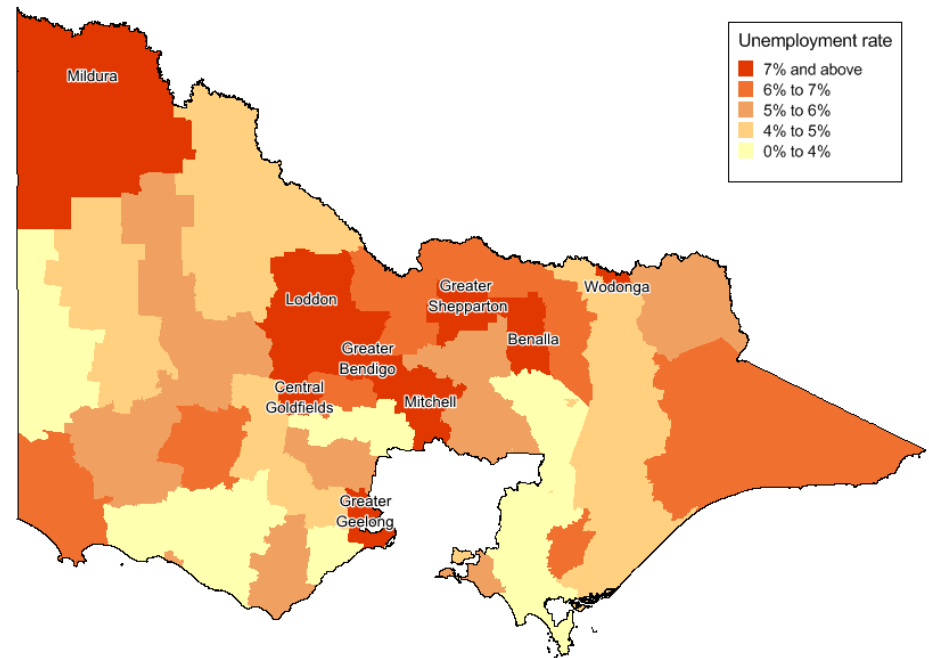
VICTORIA'S UNEMPLOYMENT RATE IS THE THIRD LOWEST OF ALL STATES



POCKETS OF HIGH UNEMPLOYMENT ACROSS THE STATE

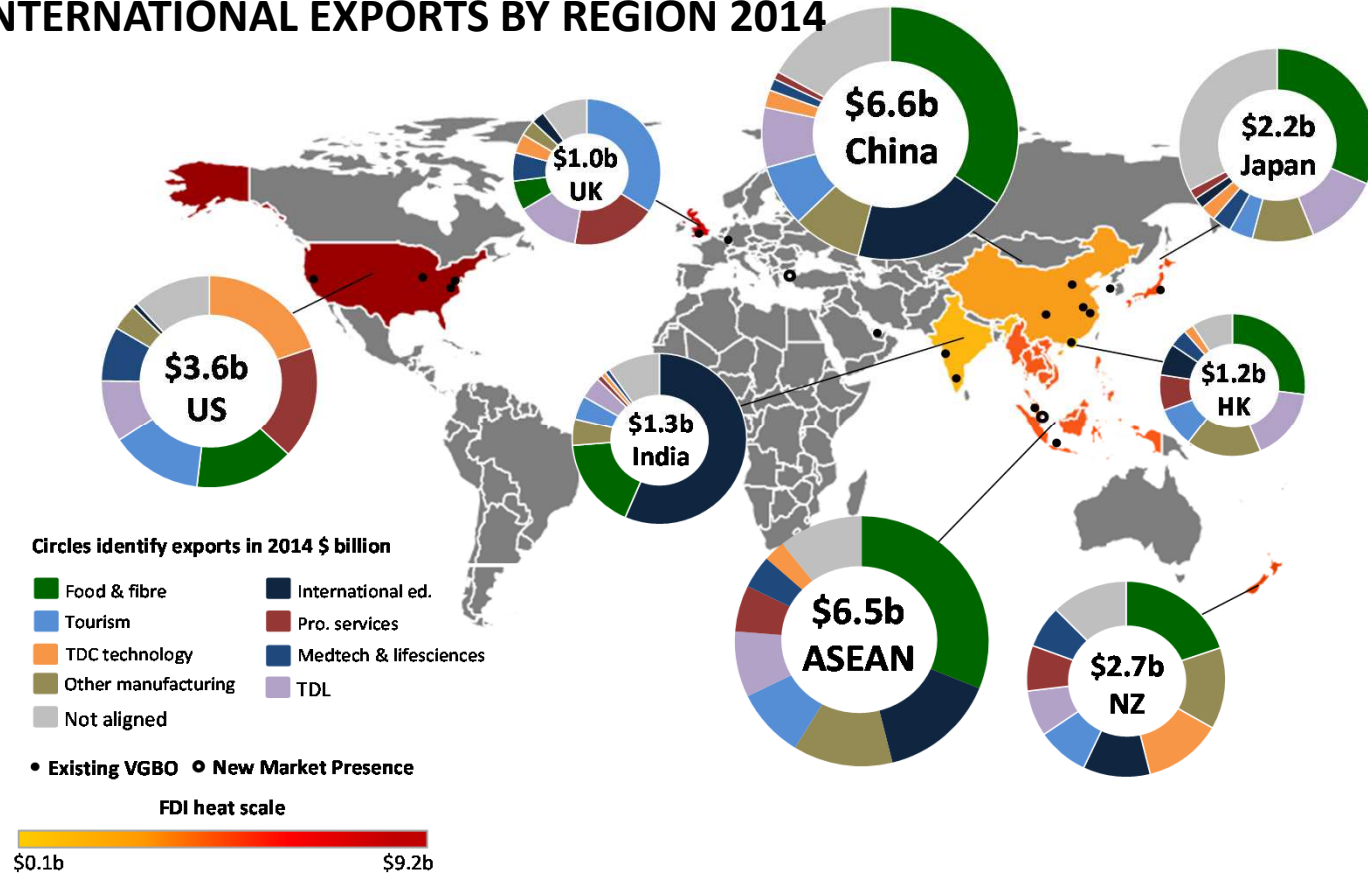


Unemployment rate by LGA – MELBOURNE
June-15 year-data average



Unemployment rate by region – REGIONAL VICTORIA
June-15 year-data average

VICTORIAN INTERNATIONAL EXPORTS BY REGION 2014



UNCLASSIFIED

DEDJTR MISSION

Lifting living standards and wellbeing
by
Growing the economy and jobs
and
Working with private and public sectors
to
Foster innovation, creativity, productivity,
investment and trade



UNCLASSIFIED

DEPI
1250
(PRIMARY INDUSTRIES)

DPC
(ARTS VIC)
60

DSDBI
1050

DTPLI
600
(TRANSPORT)

15

DTF
(IR)

DEDJTR
~3000 STAFF

9 MINISTERS

87 SITES ACROSS VICTORIA

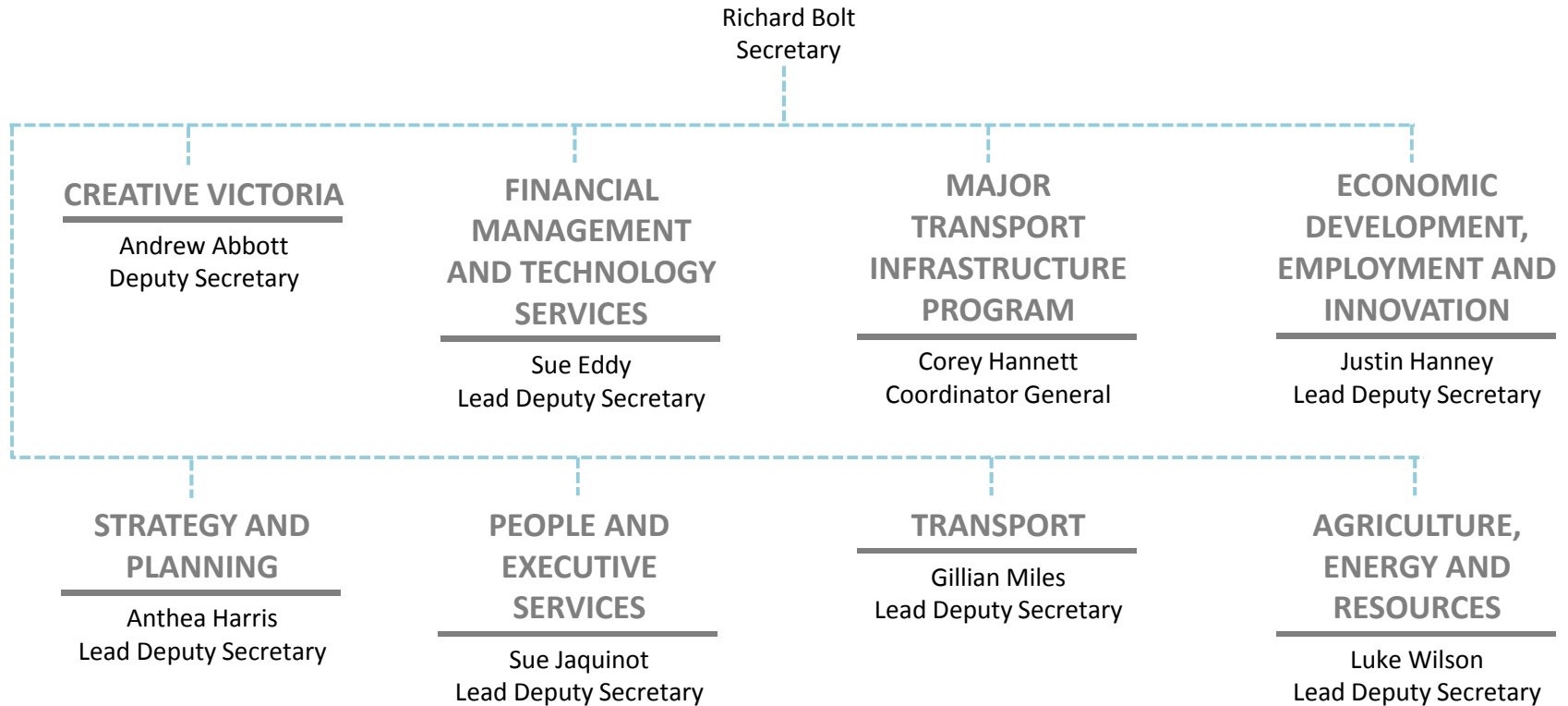
13 PORTFOLIOS

18 OVERSEAS OFFICES

47 AGENCIES

\$8b OPERATING BUDGET

\$2-4b
CAPITAL BUDGET



CREATIVE VICTORIA

- Arts Centre Melbourne
- Australian Centre for the Moving Image
- Docklands Studios Melbourne
- Film Victoria
- Geelong Performing Arts Centre
- Melbourne Recital Centre
- Museum Victoria
- National Gallery of Victoria
- State Library of Victoria

TRANSPORT

- Linking Melbourne Authority
- Port of Hastings Development Authority
- Port of Melbourne Corporation
- Public Transport Victoria
- V/Line
- Victorian Regional Channels Authority
- VicRoads
- VicTrack
- Office of the Chief Investigator, Transport Safety
- Public Transport Ombudsman
- Taxi Services Commission
- Transport Safety Victoria

MAJOR TRANSPORT INFRASTRUCTURE PROGRAM

- Level Crossing Removal Authority
- Melbourne Metro Rail Authority

ECONOMIC DEVELOPMENT, EMPLOYMENT AND INNOVATION

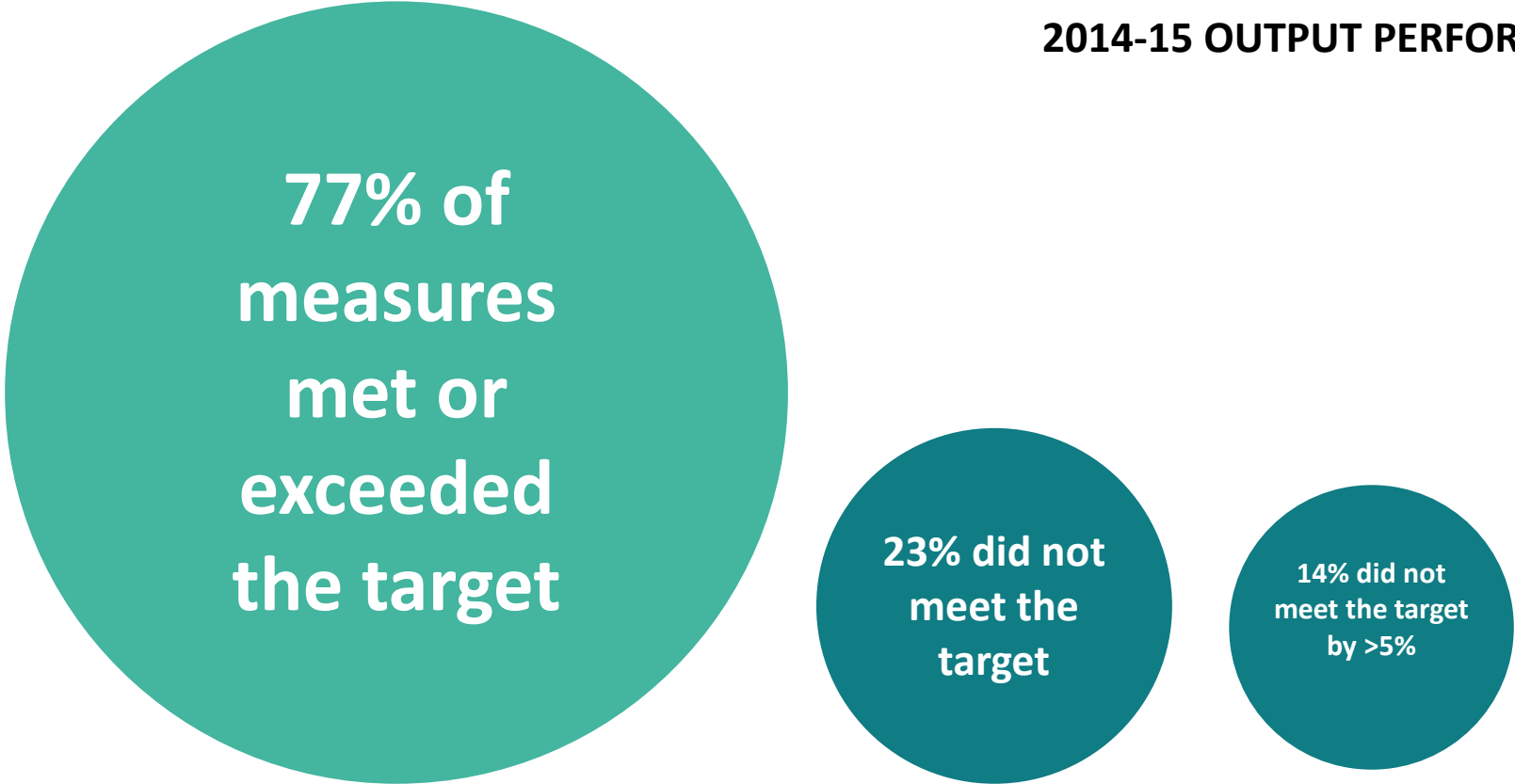
- Australian Grand Prix Corporation
- Emerald Tourist Railway Board
- Fed Square Pty Ltd
- Major Projects Victoria
- Melbourne Cricket Ground Trust
- Melbourne and Olympic Parks Trust
- Melbourne Convention and Exhibition Trust
- Regional Development Victoria
- Tourism Victoria
- Victorian Major Events Company
- Victorian Trade and Investment Office
- Office of the Red Tape Commissioner
- Office of the Small Business Commissioner

AGRICULTURE, ENERGY AND RESOURCES

- Agriculture Victoria Services
- Biosciences Research Centre Joint Venture
- Melbourne Market Authority
- Phytogene Pty Ltd
- Royal Melbourne Showgrounds Joint Venture
- Dairy Food Safety Victoria
- Energy Safe Victoria
- Game Management Authority
- Office of the Mining Warden
- PrimeSafe
- Veterinary Practitioners Registration Board of Victoria
- VicForests (DTF SOE)



2014-15 OUTPUT PERFORMANCE



UNCLASSIFIED

MEDIUM-TERM DEPARTMENTAL OBJECTIVES AND RESULTS

Portfolio	Departmental objective	Selected results
Agriculture, Energy and Resources	Productive and competitive agriculture	Production up to \$12.7 billion from \$11.6 billion. Agricultural exports up from \$11.4 billion to \$11.6 billion.
	Sustainable fish and forest resources	Sustainable fisheries increased from 12 to 15. Sustainable timber stocks maintained at 100%.
	Competitive energy and sustainable resources sector	Completed 93% of 148 environmental and compliance audits within agreed timelines. Reduced the number of exploration and mining licences that are not active from 15% to 5.1%. Delivery of key CarbonNet milestones up from 41% to 100%.

MEDIUM-TERM DEPARTMENTAL OBJECTIVES AND RESULTS

Portfolio	Departmental objective	Selected results
Economic Development, Employment and Innovation	A skilled workforce	Businesses assisted up from 1,300 to 1,310.
	More students, tourists and business visitors	Domestic overnight visitors up from 19.1 million to 20.5 million. International visitors up from 2.0 million to 2.2 million. International visitor spend up from \$4.8 billion to \$5.4 billion. Proportion of all international students studying in Victoria up from 28% to 30%.
	Higher business productivity	200 businesses given research and development assistance. 483 companies linked to business networks.
	Greater investment	154 investment projects expected to create 6120 full-time equivalent jobs and result in over \$2.3 billion in new capital investment.
	More globally competitive businesses	Showcased Victorian products and services in 20 countries on 17 trade missions. A total of 430 Victorian businesses participated.

MEDIUM-TERM DEPARTMENTAL OBJECTIVES AND INDICATORS

Portfolio	Departmental objective	Results
Transport, Major Transport Infrastructure Program	Better public transport	Increased or maintained public transport customer satisfaction across all modes. Improved or maintained service punctuality across all modes.
	Safer roads	Fatalities on the road network rose from 243 to 249. Serious injuries declined from 5,313 to 5,153.
	Better roads	Proportion of distressed road pavements in regional Victoria reduced from 8% to 7.5%
Creative Victoria	Strong participation	Overall attendance at cultural agencies maintained at over 10 million.
	Student participation	Student participation up from 538,000 to 576,000 for cultural agencies
	Regional participation	Support for regionally based cultural venues up from 46 to 53.


DEDJTR FINANCIAL SUMMARY

(\$ thousand)	2014-15 *	2013-14 **	2012-13 **
Revenue from government	3,843,175	796,231	521,627
Total income from transactions	4,041,135	940,987	620,892
Total expenses from transactions	(3,849,055)	(902,141)	(606,088)
Net result from transactions	192,080	38,846	14,804
Net result for the period	149,401	33,924	11,010

Net cashflow from operating activities	109,062	63,013	30,692
Total assets	4,255,624	1,194,330	815,139
Total liabilities	1,550,808	138,856	84,749

* Represents amounts for DEDJTR from 1 January 2015 to 30 June 2015 and former Department of State Development, Business and Innovation for the period 1 July 2014 to 31 December 2014.

** Represents amounts for former Department of State Development, Business and Innovation .



DEDJTR PRIORITY ACTIONS 2015-16

1. Increase the value, speed and targeting of trade and investment for Melbourne and Victoria
2. Make it easier for businesses to operate in Victoria by improving services, regulation and access to markets
3. Build resilience and minimise transition impacts across our economy, workforce, sectors and regions with a focus on strategies for growth
4. Stimulate innovation by supporting the creation and application of new knowledge, technologies and practices
5. Ensure our transport, energy and other economic infrastructure and services remains a source of competitive advantage and delivers efficient, reliable and safe outcomes that are valued by consumers
6. Sustainably grow our natural resource economy
7. Establish Victoria's position as a premier creative and visitor economy, providing quality cultural, recreational and tourism experiences
8. Minimise the impact of emergencies through effective preparation, coordination and response
9. Engage constructively with the community, business, the workforce, and other government entities
10. Improve our strategic planning and implementation of policies, programs and investment, and use of outcome goals, evaluations and forecasting

UNCLASSIFIED

RICHARD BOLT

SECRETARY

DEDJTR



UNCLASSIFIED