

Hunting Opinions Victoria

21-26 February 2023



Contents

1	Methodology	2
2	Voting Intentions	3
2.1	State Vote Intention	4
2.2	Unsure Lean	6
2.3	Minor Party Preference	7
2.4	Certainty	8
3	Hunting Participation	9
3.1	Hunting Participation	10
3.2	Type of Hunting	12
3.3	Non-native Species	13
4	Hunting Ban Opinions	15
4.1	Support for Ban	16
4.2	Post-Ban Vote Change	19
4.3	Vote Change Preference	22
4.4	Support for New Rules	25
5	Local Members	28
5.1	MP Opinion - Greenvale	29
5.2	MP Opinion - Bendigo East	30
5.3	MP Opinion - Mill Park	31
5.4	MP Opinion - Ripon	32
5.5	MP Opinion - St Albans	33
5.6	MP Opinion - Yan Yean	34
5.7	MP Opinion - Bass	35

1. Methodology

Data Collection

This study was conducted via touch-tone response automated phone survey conducted 21-26 February 2023. Surveys are conducted between 17:30 - 20:20 weekdays and 10:00 - 17:30 Saturdays at the local time of respondents so as to not over-sample nonworkers and stay-at-homes.


The study was conducted among a sample of n=2,003 people from the Victoria State electorates of St Albans, Mill Park, Greenvale, Ripon, Bendigo East, Bass and Yan Yean, aged 18 years and over from a population of 344,461. Telephone numbers were licensed from a commercial provider and include both landline and mobile phone numbers. In this survey 50.6% of respondents were reached via mobile phone.

Weighting

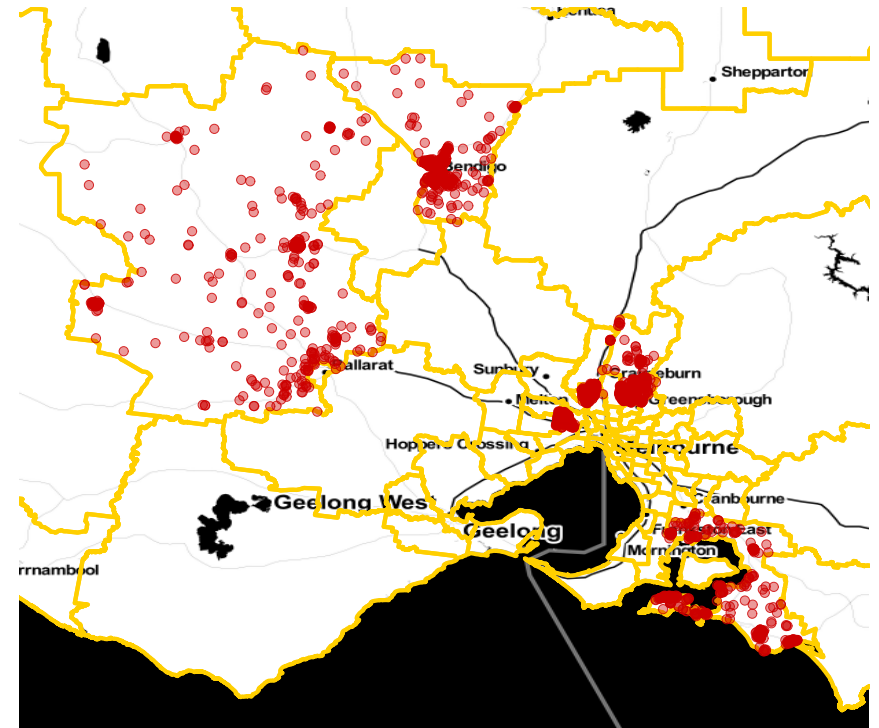
Following the completion of the surveys, the data was cell-weighted by gender and age to reflect local population proportions and geographically balanced across target areas. The effective sample size following weighting is 954 meaning the effective margin of error is +/-3.2%.

For further information or clarification about the methodology of this survey contact:

Eric Goddard



Respondent Geography



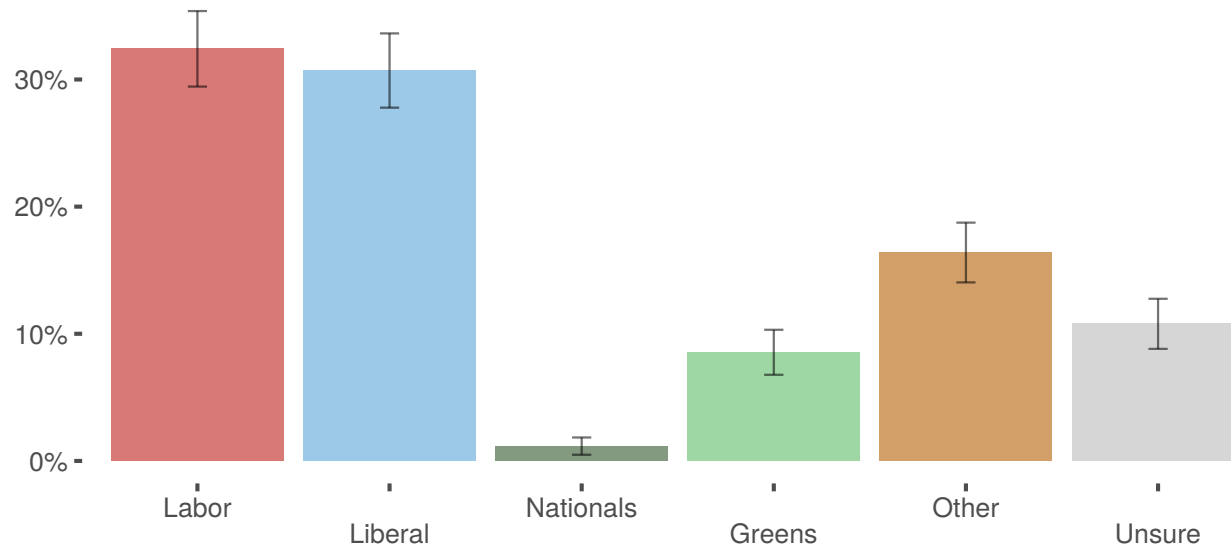
Map tiles by Stamen Design (stamen.com) under creativecommons.org CC BY 3.0. Data © OpenStreetMap.org contributors under opendatacommons.org ODbL

2. Voting Intentions



2.1 State Vote Intention

If a Victorian state election was held today, which of the following would receive your first preference vote?



	The Labor Party	The Liberal Party	The Nationals	The Greens	Another Minor Party	Unsure
All Respondents	32.4%	30.7%	1.2%	8.5%	16.4%	10.8%
Redistributed	36%	34%	1%	10%	18%	
Age						
18 - 39	28%	23%	1%	11%	22%	14%
40 - 59	33%	32%	1%	9%	17%	9%
60 +	37%	38%	2%	5%	9%	9%
Gender						
Female	35%	29%	1%	9%	16%	10%
Male	34%	34%	2%	7%	14%	9%

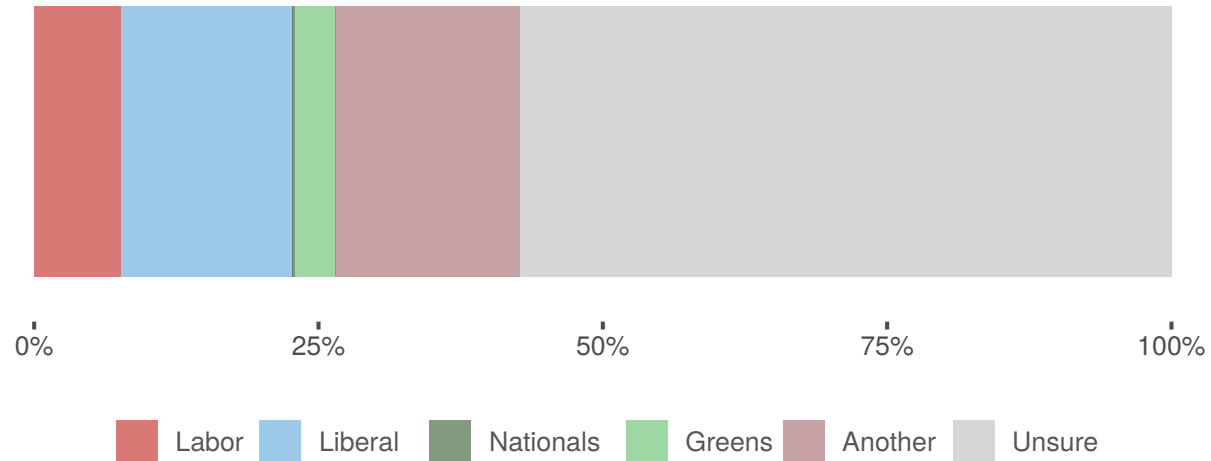
State Vote Intention - Details

If a Victorian state election was held today, which of the following would receive your first preference vote?

	The Labor Party	The Liberal Party	The Nationals	The Greens	Another Minor Party	Unsure
All Respondents	32.4%	30.7%	1.2%	8.5%	16.4%	10.8%
Redistributed	36%	34%	1%	10%	18%	
Education						
Less than Year 12	28%	32%	1%	8%	15%	16%
High School	35%	43%	0%	7%	9%	6%
TAFE Or Vocational Training	39%	27%	1%	8%	17%	8%
University Degree	30%	30%	2%	11%	18%	9%
Unsure	70%	3%			3%	23%
Hunting Participation						
No but friends or family do	29%	34%	2%	8%	15%	12%
Yes	18%	31%	2%	3%	31%	15%
No	37%	29%	0%	11%	14%	8%

2.2 Unsure Lean

If you had to choose, which of the following would you have even a slight leaning towards?

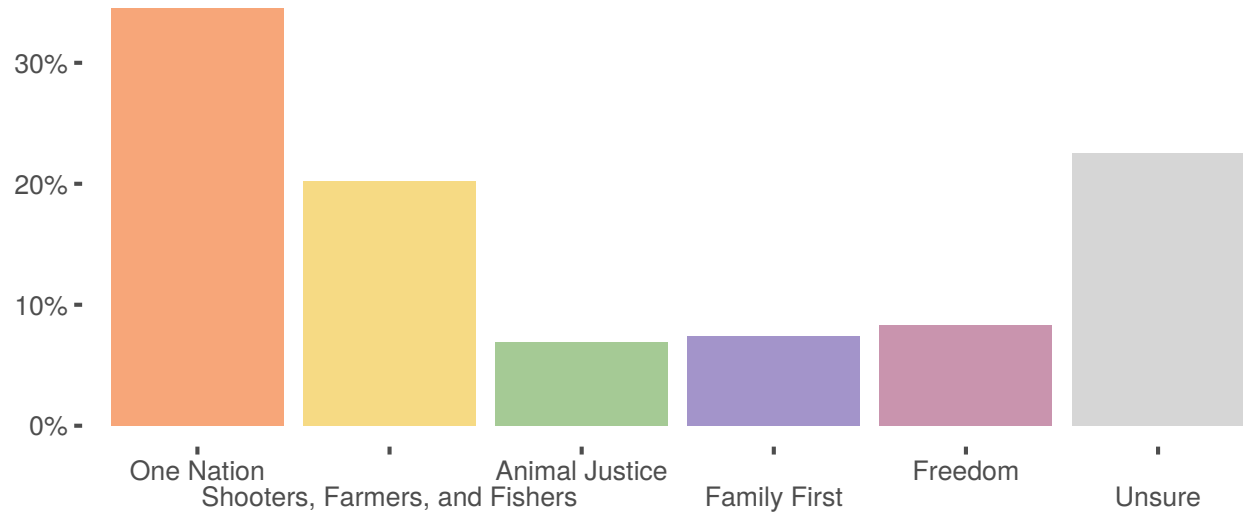


*please note low sample size: n = 185

	The Labor Party	The Liberal Party	The Nationals	The Greens	Another Minor Party	Unsure
All Respondents	7.6%	15.1%	0.2%	3.6%	16.2%	57.3%
Redistributed	18%	35%	1%	8%	38%	

2.3 Minor Party Preference

Which of the following minor parties would receive your vote?

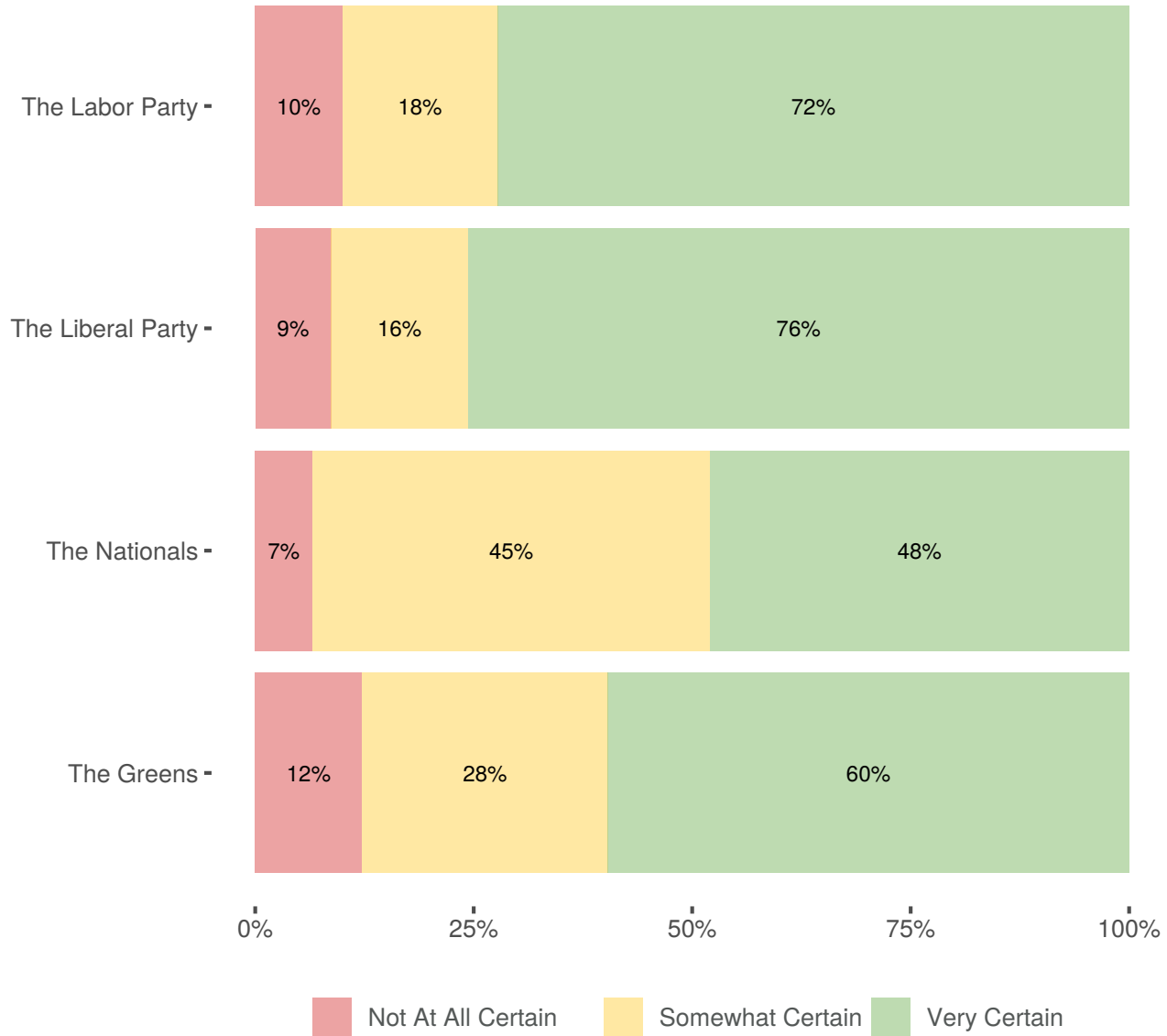


*please note low sample size: n = 222

	One Nation	Shooters, Farmers, And Fishers	Animal Justice	Family First	Freedom	Unsure
All Respondents	34.5%	20.2%	6.9%	7.4%	8.3%	22.5%
Redistributed	45%	26%	9%	10%	11%	

2.4 Certainty

How certain are you that you will vote that way on election day?

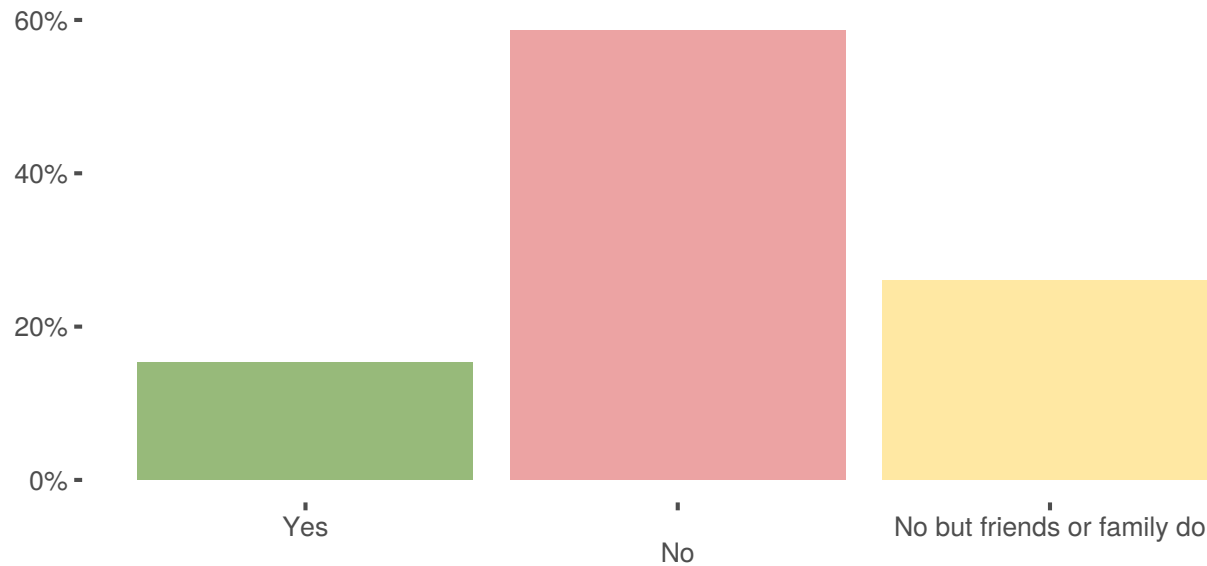


3. Hunting Participation



3.1 Hunting Participation

Do you participate in recreational hunting?



	Yes	No	No But Friends Or Family Do
All Respondents	15.3%	58.7%	26.0%
Age			
18 - 39	22%	51%	27%
40 - 59	12%	60%	28%
60 +	11%	66%	23%
Gender			
Female	7%	67%	27%
Male	20%	54%	27%

|| Hunting Participation - Details

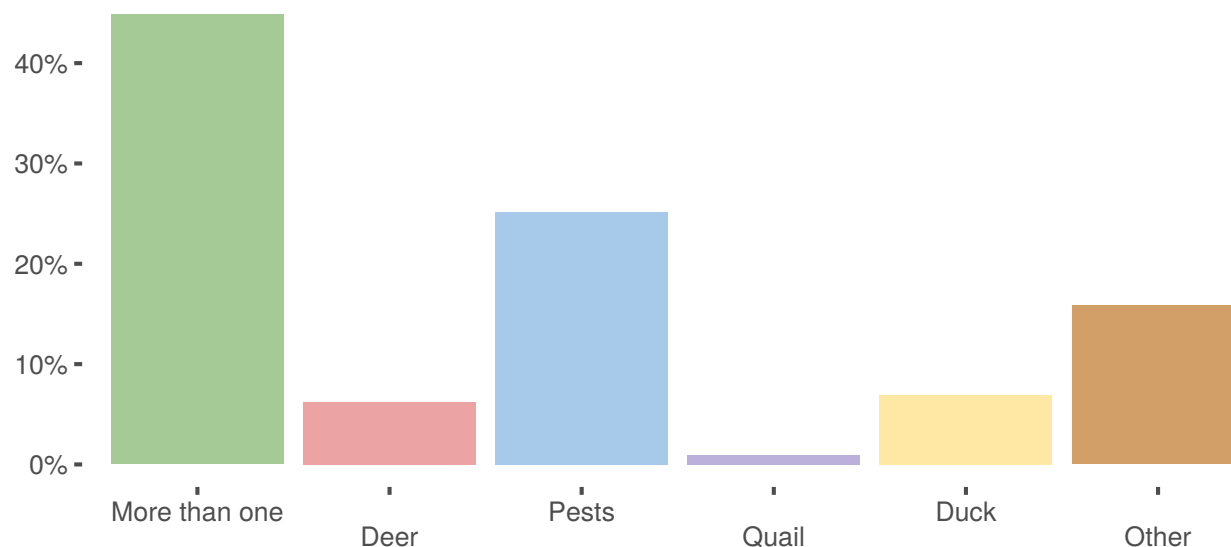
Do you participate in recreational hunting?

	Yes	No	No But Friends Or Family Do
All Respondents	15.3%	58.7%	26.0%
State Vote Intention			
Labor	9%	68%	24%
Liberal	15%	56%	29%
Nationals	30%	24%	45%
Greens	5%	72%	23%
Other	28%	48%	23%
Unsure	23%	48%	30%
Vote Recall			
Labor	8%	69%	23%
Liberal	16%	56%	28%
Nationals	44%	34%	22%
Greens	8%	64%	28%
Other	14%	59%	27%
Another	33%	39%	28%
Unsure	15%	57%	28%
Education			
Less than Year 12	20%	51%	29%
High School	15%	63%	22%
TAFE Or Vocational Training	15%	64%	20%
University Degree	13%	60%	28%
Unsure	10%	77%	13%
Electorate			
Greenvale	11%	62%	27%
Mill Park	12%	66%	22%
Ripon	27%	45%	28%
St Albans	8%	60%	32%
Bass	13%	62%	26%
Yan Yean	18%	56%	26%
Bendigo East	15%	62%	23%

Followup: Only asked of hunters or those with friends or family who hunt

3.2 Type of Hunting

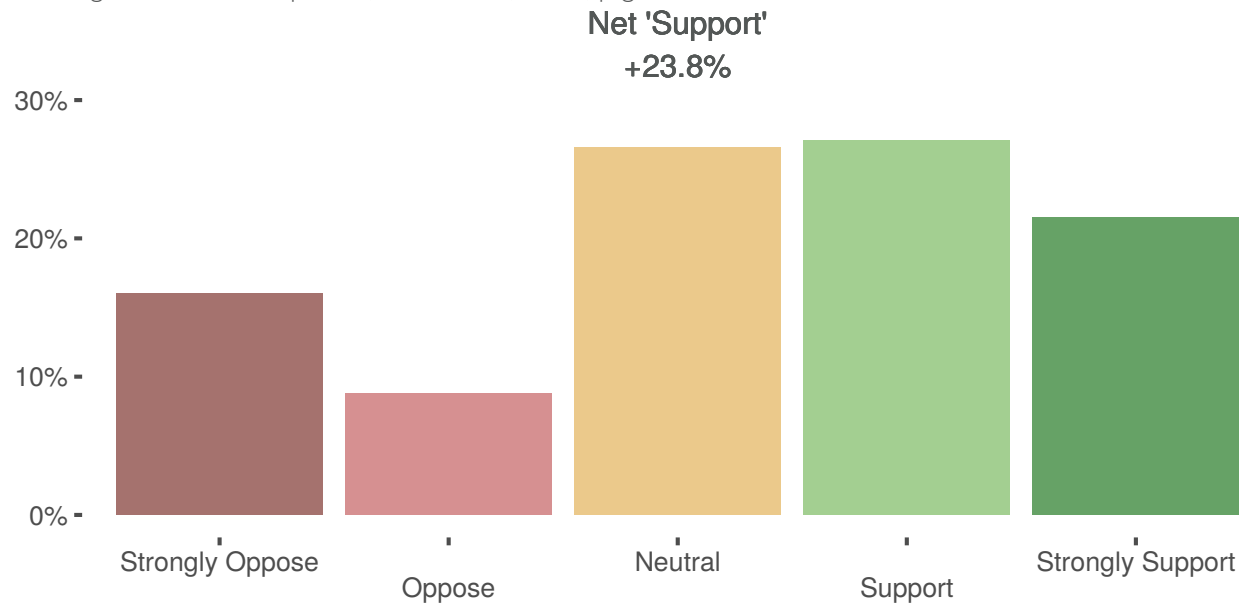
Is it hunting for deer, duck, quail, or pests?



	More Than One Of These	Deer	Pests	Quail	Duck	Something Else
All Respondents	44.8%	6.2%	25.2%	0.9%	7.0%	15.8%
Hunting Participation						
No but friends or family do	38%	8%	28%	1%	7%	17%
Yes	55%	4%	21%	0%	6%	13%
Electorate						
Ripon	46%	1%	32%	1%	7%	12%
St Albans	43%	3%	16%	3%	5%	29%
Yan Yean	46%	19%	22%		4%	10%
Mill Park	44%	7%	23%		1%	25%
Greenvale	52%	4%	9%		10%	24%
Bass	49%	11%	25%	2%	4%	10%
Bendigo East	38%	4%	31%	1%	14%	13%

3.3 Non-native Species

Do you support or oppose hunting of non-native species, like rabbits, foxes, pigs or deer?



	Strongly Oppose	Oppose	Neutral	Support	Strongly Support	Net
All Respondents	16.0%	8.8%	26.6%	27.1%	21.5%	23.8%
Age						
18 - 39	14%	7%	27%	22%	31%	32%
40 - 59	18%	8%	26%	31%	17%	22%
60 +	17%	11%	27%	29%	16%	17%
Gender						
Female	20%	11%	28%	28%	13%	10%
Male	12%	7%	26%	27%	28%	35%

*Net values determined using the following formula: ('Strongly Oppose' * -1) + ('Oppose' * -1) + ('Neutral' * 0) + ('Support' * 1) + ('Strongly Support' * 1)

Non-native Species - Details

Do you support or oppose hunting of non-native species, like rabbits, foxes, pigs or deer?

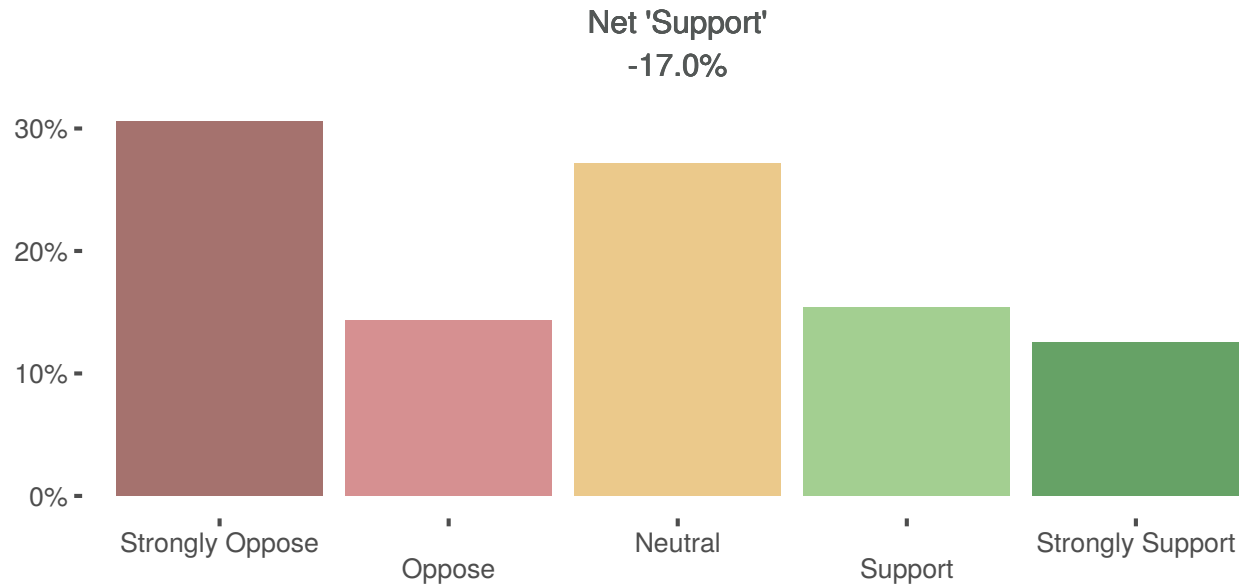
	Strongly Oppose	Oppose	Neutral	Support	Strongly Support	Net
All Respondents	16.0%	8.8%	26.6%	27.1%	21.5%	23.8%
State Vote Intention						
Labor	21%	11%	31%	23%	14%	4%
Liberal	13%	8%	22%	34%	23%	37%
Nationals	10%		7%	15%	68%	73%
Greens	17%	9%	31%	25%	17%	17%
Other	15%	5%	25%	27%	29%	36%
Unsure	11%	14%	21%	27%	27%	29%
Education						
Less than Year 12	21%	10%	21%	31%	16%	16%
High School	13%	12%	33%	27%	16%	18%
TAFE Or Vocational Training	15%	7%	27%	27%	24%	28%
University Degree	15%	7%	24%	29%	25%	31%
Unsure	13%		34%	40%	13%	40%
Hunting Participation						
No but friends or family do	10%	7%	16%	34%	32%	49%
Yes	8%	5%	16%	24%	48%	59%
No	20%	11%	33%	25%	11%	5%
Electorate						
Bass	12%	12%	25%	28%	23%	27%
Yan Yean	20%	11%	20%	23%	27%	19%
Greenvale	23%	12%	28%	19%	18%	2%
Ripon	11%	5%	22%	37%	24%	45%
St Albans	25%	8%	23%	25%	19%	10%
Bendigo East	14%	6%	31%	29%	20%	30%
Mill Park	15%	11%	35%	20%	19%	12%

4. Hunting Ban Opinions



4.1 Support for Ban

Some groups are pushing for a permanent ban on duck hunting in Victoria. Would you support or oppose such a ban?



	Strongly Oppose	Oppose	Neutral	Support	Strongly Support	Net
All Respondents	30.6%	14.3%	27.1%	15.4%	12.5%	-17.0%
Age						
18 - 39	32%	12%	31%	9%	16%	-19%
40 - 59	33%	15%	25%	16%	10%	-22%
60 +	27%	16%	25%	21%	12%	-10%
Gender						
Female	27%	15%	28%	18%	12%	-12%
Male	35%	13%	27%	13%	12%	-23%

*Net values determined using the following formula: ('Strongly Oppose' * -1) + ('Oppose' * -1) + ('Neutral' * 0) + ('Support' * 1) + ('Strongly Support' * 1)

Support for Ban - Details

Some groups are pushing for a permanent ban on duck hunting in Victoria. Would you support or oppose such a ban?

	Strongly Oppose	Oppose	Neutral	Support	Strongly Support	Net
All Respondents	30.6%	14.3%	27.1%	15.4%	12.5%	-17.0%
State Vote Intention						
Labor	27%	14%	28%	19%	12%	-11%
Liberal	40%	16%	24%	14%	7%	-35%
Nationals	49%	11%	30%	10%		-50%
Greens	15%	14%	26%	20%	25%	17%
Other	32%	14%	28%	12%	14%	-19%
Unsure	25%	16%	33%	7%	19%	-14%
Vote Recall						
Labor	26%	13%	29%	20%	12%	-7%
Liberal	40%	14%	24%	15%	7%	-32%
Nationals	51%	6%	33%	10%		-47%
Greens	7%	19%	26%	11%	37%	22%
Other	41%	13%	27%	12%	7%	-59%
Another	31%	18%	26%	11%	15%	-59%
Unsure	30%	14%	37%	4%	15%	-25%
Education						
Less than Year 12	34%	16%	24%	19%	7%	-24%
High School	25%	17%	27%	18%	12%	-12%
TAFE Or Vocational Training	34%	14%	27%	17%	9%	-22%
University Degree	30%	14%	25%	13%	18%	-14%
Unsure	19%	12%	56%	13%		-18%
Hunting Participation						
No but friends or family do	35%	18%	28%	13%	7%	-33%
Yes	53%	7%	18%	12%	11%	-37%
No	23%	15%	29%	17%	15%	-6%

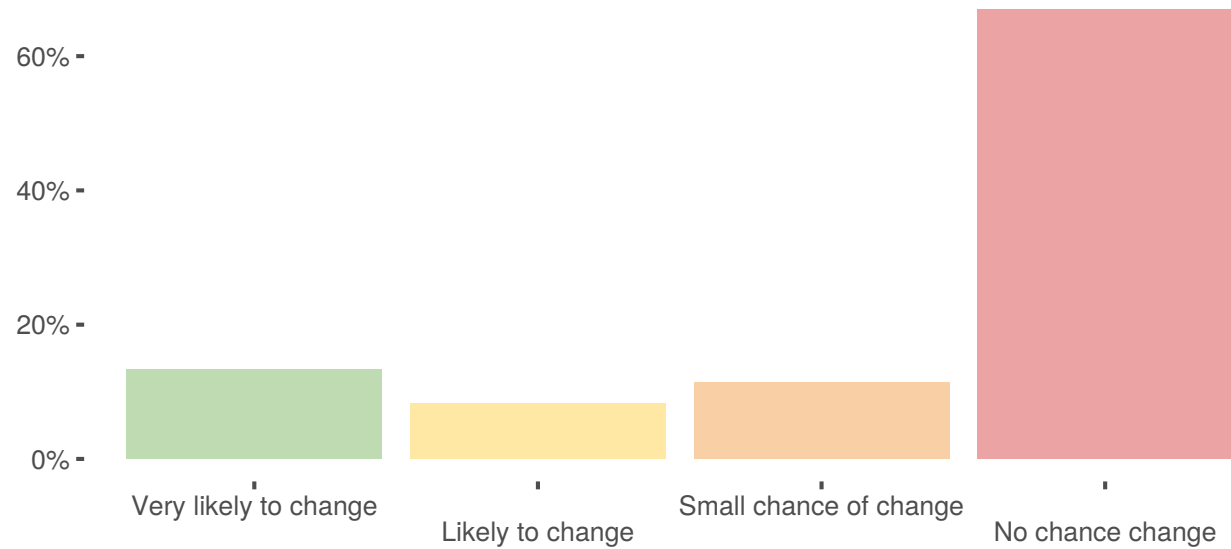
Support for Ban - Details continued

Some groups are pushing for a permanent ban on duck hunting in Victoria. Would you support or oppose such a ban?

	Strongly Oppose	Oppose	Neutral	Support	Strongly Support	Net
All Respondents	30.6%	14.3%	27.1%	15.4%	12.5%	-17.0%
Electorate						
Greenvale	28%	17%	27%	10%	17%	-18%
Ripon	32%	14%	20%	19%	16%	-11%
Yan Yean	34%	13%	24%	20%	10%	-17%
Bendigo East	27%	15%	29%	16%	13%	-13%
Mill Park	30%	17%	34%	11%	9%	-27%
St Albans	29%	11%	34%	15%	10%	-15%
Bass	34%	14%	25%	14%	13%	-21%

4.2 Post-Ban Vote Change

If the Labor Government permanently banned duck hunting in Victoria, how likely would you be to change your vote in a state election?



	Very Likely To Change	Likely To Change	Small Chance Of Change	No Chance Change
All Respondents	13.4%	8.2%	11.4%	67.0%
Age				
18 - 39	17%	8%	17%	58%
40 - 59	14%	9%	7%	69%
60 +	9%	7%	10%	74%
Gender				
Female	12%	5%	11%	72%
Male	14%	10%	12%	64%

|| Post-Ban Vote Change - Details

If the Labor Government permanently banned duck hunting in Victoria, how likely would you be to change your vote in a state election?

	Very Likely To Change	Likely To Change	Small Chance Of Change	No Change Change
All Respondents	13.4%	8.2%	11.4%	67.0%
State Vote Intention				
Labor	6%	5%	11%	78%
Liberal	11%	9%	8%	72%
Nationals	25%			75%
Greens	9%	7%	23%	61%
Other	27%	9%	10%	54%
Unsure	29%	18%	13%	40%
Vote Recall				
Labor	8%	7%	13%	72%
Liberal	11%	7%	6%	76%
Nationals	35%	3%	7%	54%
Greens	6%	5%	29%	60%
Other	14%	18%	6%	62%
Another	27%	13%	8%	53%
Unsure	30%	16%	20%	34%
Education				
Less than Year 12	15%	8%	9%	68%
High School	5%	11%	14%	71%
TAFE Or Vocational Training	12%	10%	11%	68%
University Degree	17%	5%	11%	67%
Unsure	3%	33%	6%	58%
Hunting Participation				
No but friends or family do	11%	9%	16%	63%
Yes	33%	19%	6%	42%
No	9%	5%	11%	75%

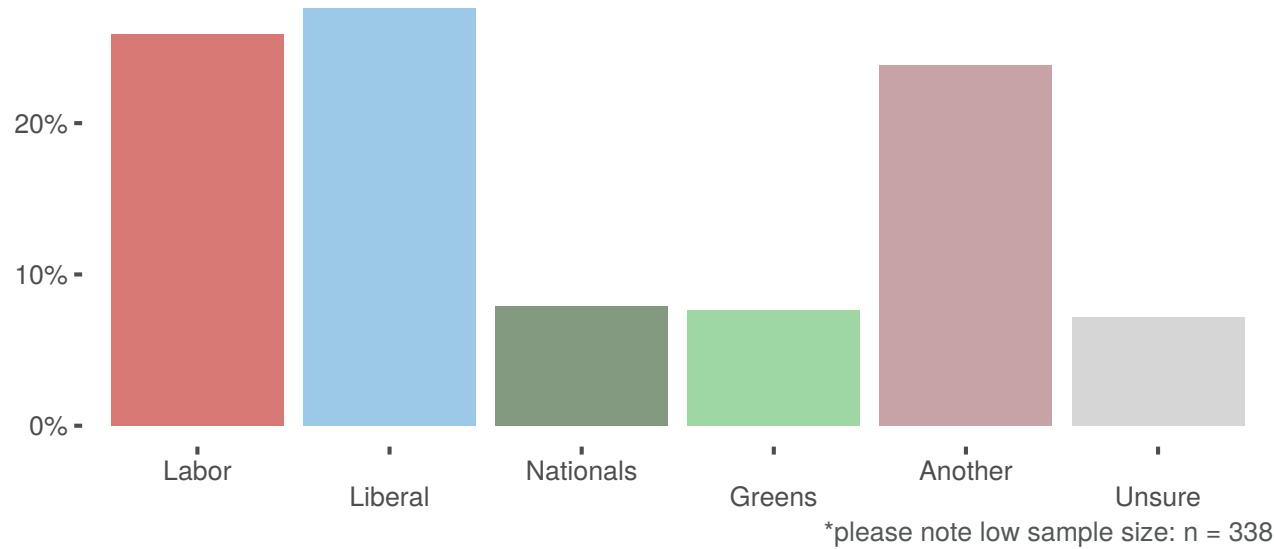
|| Post-Ban Vote Change - Details continued

If the Labor Government permanently banned duck hunting in Victoria, how likely would you be to change your vote in a state election?

	Very Likely To Change	Likely To Change	Small Chance Of Change	No Change Change
All Respondents	13.4%	8.2%	11.4%	67.0%
Electorate				
Yan Yean	13%	13%	7%	67%
Mill Park	14%	6%	8%	71%
Greenvale	20%	9%	11%	60%
St Albans	8%	10%	18%	63%
Bendigo East	13%	5%	13%	70%
Ripon	14%	10%	11%	65%
Bass	14%	7%	11%	68%

4.3 Vote Change Preference

If the labor government permanently banned duck hunting in Victoria to whom would you be most likely to change your vote to at the next election?



	The Labor Party	The Liberal Party	The Nationals	The Greens	Another Minor Party	Unsure
All Respondents	25.9%	27.6%	7.9%	7.6%	23.8%	7.1%
Redistributed	28%	30%	9%	8%	26%	
Age						
18 - 39	34%	23%	8%	7%	25%	2%
40 - 59	16%	37%	10%	7%	22%	8%
60 +	24%	24%	5%	10%	23%	14%
Gender						
Female	24%	22%	6%	13%	27%	9%
Male	25%	30%	10%	5%	24%	6%

|| Vote Change Preference - Details

If the labor government permanently banned duck hunting in Victoria to whom would you be most likely to change your vote to at the next election?

	The Labor Party	The Liberal Party	The Nationals	The Greens	Another Minor Party	Unsure
All Respondents	25.9%	27.6%	7.9%	7.6%	23.8%	7.1%
Redistributed	28%	30%	9%	8%	26%	
State Vote Intention						
Labor	47%	19%	6%	6%	12%	9%
Liberal	10%	71%	9%	1%	6%	3%
Nationals			100%			
Greens	57%	6%		31%	3%	2%
Other	19%	10%	9%	4%	56%	0%
Unsure	15%	12%	7%	10%	34%	21%
Vote Recall						
Labor	43%	19%	7%	6%	16%	9%
Liberal	13%	60%	9%	3%	12%	4%
Nationals		20%	49%	7%	18%	6%
Greens	59%	8%		24%	8%	1%
Other	12%	47%		13%	28%	
Another	12%	20%	8%	4%	54%	3%
Unsure	7%	11%	8%	14%	36%	25%
Education						
Less than Year 12	18%	31%	1%	4%	38%	7%
High School	22%	37%	16%	6%	18%	2%
TAFE Or Vocational Training	24%	29%	6%	4%	24%	12%
University Degree	27%	25%	9%	12%	22%	6%
Unsure	72%	7%			7%	14%
Hunting Participation						
No but friends or family do	13%	28%	6%	11%	31%	10%
Yes	10%	41%	21%	1%	25%	2%
No	42%	20%	2%	9%	19%	8%

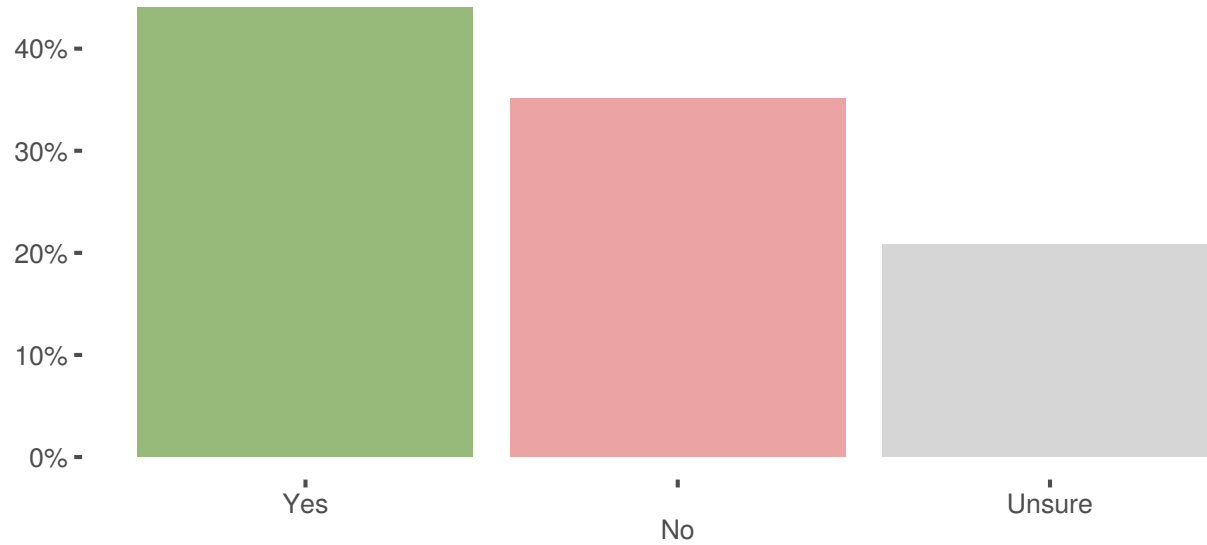
|| Vote Change Preference - Details continued

If the labor government permanently banned duck hunting in Victoria to whom would you be most likely to change your vote to at the next election?

	The Labor Party	The Liberal Party	The Nationals	The Greens	Another Minor Party	Unsure
All Respondents	25.9%	27.6%	7.9%	7.6%	23.8%	7.1%
Redistributed	28%	30%	9%	8%	26%	
Electorate						
St Albans	42%	24%		12%	13%	9%
Bendigo East	15%	35%	7%	11%	27%	5%
Mill Park	38%	21%	5%	8%	15%	13%
Greenvale	45%	25%		5%	17%	8%
Ripon	18%	27%	14%	4%	35%	3%
Yan Yean	18%	32%	14%	7%	23%	5%
Bass	18%	27%	12%	5%	28%	10%

4.4 Support for New Rules

Would you support new rules on duck hunting to protect native species and allow hunting to continue, such as introducing mandatory training for duck hunting licence holders?



	Yes	No	Unsure
All Respondents	44.1%	35.1%	20.8%
Redistributed	56%	44%	
Age			
18 - 39	52%	30%	18%
40 - 59	42%	37%	21%
60 +	39%	38%	24%
Gender			
Female	41%	36%	23%
Male	45%	35%	20%

Support for New Rules - Details

Would you support new rules on duck hunting to protect native species and allow hunting to continue, such as introducing mandatory training for duck hunting licence holders?

	Yes	No	Unsure
All Respondents	44.1%	35.1%	20.8%
Redistributed	56%	44%	
State Vote Intention			
Labor	43%	34%	23%
Liberal	45%	38%	16%
Nationals	28%	50%	22%
Greens	49%	33%	18%
Other	43%	37%	19%
Unsure	45%	25%	30%
Vote Recall			
Labor	44%	34%	22%
Liberal	45%	37%	18%
Nationals	44%	48%	7%
Greens	44%	29%	26%
Other	39%	42%	20%
Another	44%	36%	20%
Unsure	40%	29%	30%
Education			
Less than Year 12	47%	36%	17%
High School	45%	32%	23%
TAFE Or Vocational Training	50%	27%	22%
University Degree	40%	41%	20%
Unsure	13%	22%	65%
Hunting Participation			
No but friends or family do	51%	28%	20%
Yes	56%	36%	8%
No	38%	38%	24%

|| Support for New Rules - Details continued


Would you support new rules on duck hunting to protect native species and allow hunting to continue, such as introducing mandatory training for duck hunting licence holders?

	Yes	No	Unsure
All Respondents	44.1%	35.1%	20.8%
Redistributed	56%	44%	
Electorate			
Greenvale	47%	33%	20%
Mill Park	48%	32%	20%
Ripon	44%	39%	16%
St Albans	45%	29%	26%
Bass	41%	40%	18%
Yan Yean	39%	37%	24%
Bendigo East	44%	33%	23%


5. Local Members




|| 5.1 MP Opinion - Greenvale




|| 5.2 MP Opinion - Bendigo East




|| 5.3 MP Opinion - Mill Park




|| 5.4 MP Opinion - Ripon



|| 5.5 MP Opinion - St Albans



|| 5.6 MP Opinion - Yan Yean



|| 5.7 MP Opinion - Bass

